

1. Llano City Council Agenda 2-2-26

Documents:

[AGENDA 2-2-26.PDF](#)

1.1. Agenda Packet 2-2-26

Documents:

[AGENDA PACKET 2-2-26.PDF](#)

MAYOR  
Laura Almond

MAYOR PRO-TEM  
Kara Gilliland



ALDERMEN  
Larry Sawyer  
Travis Allen  
Les McDaniel  
Kelli Tudyk

**REGULAR CALLED MEETING OF THE LLANO CITY COUNCIL  
CITY HALL, 301 WEST MAIN STREET, LLANO, TEXAS  
5:30 P.M. MONDAY, FEBRUARY 2, 2026  
AGENDA**

**This notice is posted pursuant to the Texas Open Meetings Act. All agenda items are subject to action. The City Council reserves the right to meet in a closed session on any agenda item should the need arise and if applicable pursuant to authorization by Title 5, Chapter 551, of the Texas Government Code.**

**A. CALL TO ORDER**

**B. PLEDGE OF ALLEGIANCE TO U.S AND TEXAS FLAGS and INVOCATION**

**C. PUBLIC COMMENTS CONCERNING MATTERS NOT ON THE AGENDA**

(Visitors shall be limited to no more than (3) three minutes to address the Council or at the discretion of the mayor) In accordance with Section 551.042 of the Texas Government Code, an inquiry made at a meeting shall be conducted as follows: (a.) If at a meeting of a governmental body, a member of the public or the governmental body inquiries about a subject for which notice has not been given as required by this subchapter, the notice provisions of this subchapter do not apply to: 1. A statement of specific information given in response to the inquiry; and 2. A recitation of existing policy in response to the inquiry; and (b.) Any deliberation of or a decision about the subject of the inquiry shall be limited to a proposal to place the subject on the agenda for a subsequent meeting.

**D. EXECUTIVE CLOSED SESSION**

1. The City Council will convene into Executive Session in accordance with the Texas Government Code § 551.071 to consult with the City Attorney regarding legal matters.

**E. EXECUTIVE OPEN SESSION**

1. The City Council will reconvene in Open Session for discussion and possible action regarding legal matters regarding a settlement of potential claims.
2. The City Council will reconvene in Open Session for discussion and possible action regarding legal matters regarding the purchase of real property.
3. The City Council will reconvene in Open Session for discussion and possible action regarding legal matters regarding possible offer of incentives under a 380 agreement for a residential housing development.
4. The City Council will reconvene in Open Session for discussion and possible action regarding legal matters regarding Ares v. City of Llano.

**F. CONSENT AGENDA ITEMS**

1. Approve the Llano City Council Special Called Meeting Minutes from January 20, 2026.

2. Approve the Llano City Council Regular Meeting Minutes from January 20, 2026.
3. Approve the 2026 quarterly report ending in April for the Llano Historical Society Hotel/Motel Tax for the Llano Museum.

#### **G. REGULAR AGENDA ITEMS**

1. Discussion and possible action to approve Resolution R-2026-09 calling for and giving notice of the May 2, 2026, general election for the City of Llano for the purpose of electing three (3) Aldermen at large.  
*Kim Wagner, City Secretary*
2. Discuss and consider a construction contract with DC Meier for improvements to Robinson Park.  
*Finley deGraffenried, City Manager*
3. Discuss and consider action to amendment to Master Fee Schedule for Bulk Water and Hydrant Meter Fee.  
*Finley deGraffenried, City Manager*
4. Discuss and consider a minimum charge for rental of JLK and LanTex Theater.  
*Finley deGraffenried, City Manager*
5. Discuss and consider action terms and benefits of a Firm Water Contract between the City of Llano and the Lower Colorado River Authority.  
*Finley deGraffenried, City Manager*
6. Discuss and consider action to assign Steger & Bizzell Engineering to CHA Consulting, INC.  
*Finley deGraffenried, City Manager*

#### **H. FINANCE REPORT**

##### **I. CITY MANAGER REPORT**

1. Plummer
2. City Water Use
3. HPB
4. West Sandstone
5. Bessemer ROW
6. Work Plan


##### **J. ADJOURNMENT**

*If during the course of the meeting and discussion of any items covered by this notice, City Council determines that a Closed or Executive session of the Council is required, then such closed meeting will be held as authorized by Texas Government Code, Chapter 551, Section 551.071 – consultation with counsel on legal matters; 551.072 – deliberation regarding purchase, exchange, lease or value of real property; 551.073 – deliberation regarding a prospective gift; 551.074 – personnel matters regarding the appointment, employment, evaluation, reassignment, duties, discipline, or dismissal of a public officer or employee; 551.076 – implementation of security personnel or devices; 551.087 – deliberation regarding economic development negotiation; Sec. 551.089 - deliberation regarding security devices or security audits; and/or other matters as authorized under the Texas Government Code. If a Closed or Executive session is held in accordance with the Texas Government Code as set out above, the City Council will reconvene in Open Session to take action, if necessary, on the items addressed during the Executive Session. Although a quorum of the members of other Boards or Commissions may or may not be in attendance, this notice is being posted to meet the requirements of the Texas Open Meetings Act and subsequent opinions of the Texas Attorney General’s Office. In compliance with the Americans with Disabilities Act, the City of Llano will provide reasonable accommodations*

for persons attending City Council meetings. To better serve you, requests should be received 48 hours before the meetings. Please call 325-247-4158 Ext. 107.

I, Kim Wagner, City Secretary, do hereby certify that a copy of the February 2, 2026 Llano City Council agenda was posted on the City Hall bulletin board, a place convenient and readily accessible to the general public at all times, and to the City's website, [www.CityofLlano.com](http://www.CityofLlano.com), in compliance with Chapter 551, Texas Government Code and remained posted continuously for at least three business days preceding the scheduled time of said Meeting.

  
\_\_\_\_\_  
Kim Wagner, TRMC, CPM, City Secretary

  
\_\_\_\_\_  
Date



**SPECIAL CALLED MEETING OF THE  
LLANO CITY COUNCIL, CITY OF LLANO  
FACILITIES, LLANO, TEXAS  
4:00 P.M. TUESDAY, JANUARY 20, 2026**

**MINUTES**

**Alders Present: Mayor Laura Almond, Larry Sawyer, Kelli Tudyk, and Les McDaniel**

**Alders Absent: Travis Allen and Kara Gilliland**

**Officers Present: Finley deGraffenried, City Manager, Kim Wagner, City Secretary**

**A. CALL TO ORDER: Mayor Almond called the meeting to order at 4:18 p.m.**

**B. PUBLIC COMMENTS CONCERNING MATTERS NOT ON THE AGENDA**

(Visitors shall be limited to no more than (3) three minutes to address the Council or at the discretion of the mayor) In accordance with Section 551.042 of the Texas Government Code, an inquiry made at a meeting shall be conducted as follows: (a.) If at a meeting of a governmental body, a member of the public or the governmental body inquires about a subject for which notice has not been given as required by this subchapter, the notice provisions of this subchapter do not apply to: 1. A statement of specific information given in response to the inquiry; and 2. A recitation of existing policy in response to the inquiry; and (b.) Any deliberation of or a decision about the subject of the inquiry shall be limited to a proposal to place the subject on the agenda for a subsequent meeting.

**C. REGULAR AGENDA ITEM**

1. Council tour of facilities.
2. Discussion of city facilities, council satisfaction surveys, and council work plan.

**D. ADJOURNMENT: Llano City Council adjourned at 5:15 p.m.**

*If during the course of the meeting and discussion of any items covered by this notice, City Council determines that a Closed or Executive session of the Council is required, then the such closed meeting will be held as authorized by Texas Government Code, Chapter 551, Section 551.071 – consultation with counsel on legal matters; 551.072 – deliberation regarding purchase, exchange, lease or value of real property; 551.073 – deliberation regarding a prospective gift; 551.074 – personnel matters regarding the appointment, employment, evaluation, reassignment, duties, discipline, or dismissal of a public officer or employee; 551.076 – implementation of security personnel or devices; 551.087 – deliberation regarding economic development negotiation; Sec. 551.089 - deliberation regarding security devices or security audits; and/or other matters as authorized under the Texas Government Code. If a Closed or Executive session is held in accordance with the Texas Government Code as set out above, the City Council will reconvene in Open Session to take action, if necessary, on the items addressed during Executive Session. Although a quorum of the members of other Boards or Commissions, may or may not be in attendance, this notice is being posted to meet the requirements of the Texas Open Meetings Act and subsequent opinions of the Texas Attorney General's Office. In compliance with the Americans with Disabilities Act, the City of Llano will provide reasonable accommodations for persons attending City Council meetings. To better serve you, requests should be received 48 hours prior to the meetings. Please call 325-247-4158 Ext. 107.*

I, Kim Wagner, City Secretary, do hereby certify that a copy of the January 20, 2026, Llano City Council agenda was posted on the City Hall bulletin board, a place convenient and readily accessible to the general public at all times, and to the City's website, [www.CityofLlano.com](http://www.CityofLlano.com), in compliance with Chapter 551, Texas Government Code and remained posted continuously for at least three business days preceding the scheduled time of said Meeting.

---

Kim Wagner, TRMC, CPM, City Secretary

---

Laura Almond, Mayor

MAYOR  
Laura Almond

MAYOR PRO-TEM  
Kara Gilliland



ALDERMEN  
Larry Sawyer  
Travis Allen  
Les McDaniel  
Kelli Tudyk

**REGULAR CALLED MEETING OF THE LLANO CITY COUNCIL  
CITY HALL, 301 WEST MAIN STREET, LLANO, TEXAS  
5:30 P.M. TUESDAY, JANUARY 20, 2026**

**MINUTES**

**Alderpersons Present: Mayor Laura Almond, Larry Sawyer, Kelli Tudyk, Travis Allen and Les McDaniel**

**Aldersperson absent: Mayor Pro Tem Kara Gilliland**

**Officers Present: Finley deGraffenried, City Manager, Kim Wagner, City Secretary**

**A. CALL TO ORDER: Mayor Almond called the meeting to order at 5:00 p.m.**

**B. PLEDGE OF ALLEGIANCE TO U.S AND TEXAS FLAGS and INVOCATION**

**C. PUBLIC COMMENTS CONCERNING MATTERS NOT ON THE AGENDA**

(Visitors shall be limited to no more than (3) three minutes to address the Council or at the discretion of the mayor) In accordance with Section 551.042 of the Texas Government Code, an inquiry made at a meeting shall be conducted as follows: (a.) If at a meeting of a governmental body, a member of the public or the governmental body inquiries about a subject for which notice has not been given as required by this subchapter, the notice provisions of this subchapter do not apply to: 1. A statement of specific information given in response to the inquiry; and 2. A recitation of existing policy in response to the inquiry; and (b.) Any deliberation of or a decision about the subject of the inquiry shall be limited to a proposal to place the subject on the agenda for a subsequent meeting.

**D. PRESENTATION- a. Presentation of TDA Form A1024, CDBG Section 3 Goals and Concepts as related to the CDBG program and Grant Contract #CDM24-0038**

**b. FY 2025 Audit Presentation**

**c. Retail/Commercial Building Update**

**E. CONSENT AGENDA ITEMS**

1. Approve the Llano City Council Regular Meeting Minutes from January 6, 2026.
2. Approval of the Fiscal Year 2026 1st Quarter Investment Report.

**A motion was made by Alderwoman Tudyk, with a second by Alderman Sawyer to approve the consent agenda items. All in favor, none opposed. Motion approved.**

**F. PUBLIC HEARING**

1. The Llano City Council will hold a public hearing to receive written and/or oral comments regarding a Special Use Permit for the purpose of an Accessory Building located within

Single Family -2 (SF-2) zone. The physical address is 1404 Letcher Street, City of Llano, Texas.

**The public hearing began at 6:05 p.m. and ended at 6:06 p.m.**

#### G. REGULAR AGENDA ITEMS

1. Discussion and possible action to approve Ordinance 1588 Special Use Permit 396 for the purpose of an Accessory Building located within Single Family -2 (SF-2) zone. The physical address is 1404 Letcher Street, City of Llano, Texas 78643.

*Amy Galloway, Human Resources*

**A motion was made by Alderman Sawyer, with a second by Alderman Allen to approve Ordinance 1588 Special Use Permit 396 for the purpose of an Accessory Building located within Single Family -2 (SF-2) zone. The physical address is 1404 Letcher Street, City of Llano, Texas 78643. All in favor, none opposed. Motion carried.**

2. Discussion and possible action to approve Resolution R-2026-08 amending the Master Fee Schedule increasing fees for bulk water from \$0.02/gallon (\$20.00 per 1000 gallons) to \$0.05/gallon (\$50.00 per 1000 gallons); and increasing hydrant meter fee from \$320.00 per month to cost of 3” meter (currently \$357.73) *Finley deGraffenried, City Manager*

**A motion was made by Alderwoman Tudyk, with a second by Alderman Allen to table this agenda item. All in favor, none opposed. Motion carried.**

3. Discussion and possible action to consider using City of Llano Hot Funds for improvements to Robinson Park for live music performances.

*Kelli Tudyk, Alderwoman*

**A motion was made by Alderwoman Tudyk, with a second by Alderman Sawyer to offer up to 26,000 to get this project completed. All in favor, none opposed. Motion carried.**

4. Discussion and consider costs and fees for the use of City Facilities.

*Finley deGraffenried, City Manager*

**A motion was made by Alderwoman Tudyk, with a second by Alderman Sawyer to table this agenda item. All in favor, none opposed. Motion carried.**

5. Discussion and possible action to amend Ordinance 1565 Streets, Sidewalks, and other public places including maintenance of City Rights of Way.

*Finley deGraffenried, City Manager*

**No action taken.**

6. Discuss and consider Letter Agreement for Water Conservation Plan Update with Plummer Associates, Inc.

*Josh Becker, Director of Water & Wastewater Operations*

**No action taken**

7. Discussion and possible action regarding the use and cost of Municipal water by City Departments and programs.

*Finley deGraffenried, City Manager*

**A motion was made by Alderwoman Tudyk, with a second by Alderman Sawyer to put the cost in the allocated areas of expenditures so there is a clearer picture on what we use. All in favor, none opposed. Motion carried.**

**H. CITY MANAGER REPORT**

1. Downtown Sidewalk
2. Mass Notification
3. LEDC
4. Plant Inspection
5. HPB Meeting
6. JLK Concessions

**I. FINANCE REPORT**

**J. ADJOURNMENT Llano City Council adjourned at 7:01 p.m.**

*If during the course of the meeting and discussion of any items covered by this notice, City Council determines that a Closed or Executive session of the Council is required, then such closed meeting will be held as authorized by Texas Government Code, Chapter 551, Section 551.071 – consultation with counsel on legal matters; 551.072 – deliberation regarding purchase, exchange, lease or value of real property; 551.073 – deliberation regarding a prospective gift; 551.074 – personnel matters regarding the appointment, employment, evaluation, reassignment, duties, discipline, or dismissal of a public officer or employee; 551.076 – implementation of security personnel or devices; 551.087 – deliberation regarding economic development negotiation; Sec. 551.089 - deliberation regarding security devices or security audits; and/or other matters as authorized under the Texas Government Code. If a Closed or Executive session is held in accordance with the Texas Government Code as set out above, the City Council will reconvene in Open Session to take action, if necessary, on the items addressed during the Executive Session. Although a quorum of the members of other Boards or Commissions may or may not be in attendance, this notice is being posted to meet the requirements of the Texas Open Meetings Act and subsequent opinions of the Texas Attorney General’s Office. In compliance with the Americans with Disabilities Act, the City of Llano will provide reasonable accommodations for persons attending City Council meetings. To better serve you, requests should be received 48 hours before the meetings. Please call 325-247-4158 Ext. 107.*

I, Kim Wagner, City Secretary, do hereby certify that a copy of the January 20, 2026 Llano City Council agenda was posted on the City Hall bulletin board, a place convenient and readily accessible to the general public at all times, and to the City’s website, [www.CityofLlano.com](http://www.CityofLlano.com), in compliance with Chapter 551, Texas Government Code and remained posted continuously for at least three business days preceding the scheduled time of said Meeting.

---

Kim Wagner, TRMC, CPM, City Secretary

---

Laura Almond, Mayor

# LLANO COUNTY HISTORICAL SOCIETY, INC.

## Quarterly Report to Llano City Council

October-December 2025

Accomplishments related to tourism development and historical preservation:

### Ongoing:

- ❖ Maintain membership in Llano Chamber of Commerce, Kingsland/Lake LBJ Chamber of Commerce, and Lake Buchanan/ Inks Lake Chamber of Commerce.
- ❖ Pioneer Park, adjacent to the museum, provides visitors with an attractive, inviting area to sit and enjoy landscaping.
- ❖ Re-design of display areas is continuing, and new exhibits are being added.
- ❖ The antique string instruments associated with the Llano Fiddle Fest are on continuous display at the Museum. The Museum hosted the Sunday morning breakfast for the Llano Fiddle Fest.
- ❖ New exhibit of the Llano Police Department and stories of outlaws passing through Llano.
- ❖ The Family Search genealogy program is ongoing and growing, bringing many out of town and in town visitors to the Museum to make use of this service.
- ❖ The Museum's website has been upgraded and redesigned. The redesign process will be ongoing.

### Current:

- ❖ Board Member is working with the Chamber and TXDOT to add highway signs to make the Museum more visible to traffic
- ❖ Heritage Days was held on October 17-19 at the Museum and adjacent Railyard property.
- ❖ Llano City Cemetery Tour was held on October 19.
- ❖ Christmas Open House was held on December 9.
- ❖ The Log Cabin has been refurbished and cleaned up.

- ❖ 284 visitors for the quarter; 47% from Llano, 53% from outside Llano.

	Visitors					Totals
	City	County	Texas	U.S.	International	
<b>October 2025</b>	88	9	51	0	1	149
<b>November 2025</b>	6	0	26	13	0	45
<b>December 2025</b>	39	17	27	7	0	90
	133	26	104	20	1	284

Submitted by Rhonda Perkins, Treasurer, Llano County Historical Society, Inc.

1/15/2026

# Llano County Heritage Days

**October 17-19, 2025**

## Friday, October 17

5:30 p.m. BBQ Fundraiser, Llano County Historical Commission, Loading Dock

## Saturday, October 18

### **Location: Main Stage, Loading Dock and Vicinity**

10:00 a.m. Reidar Eliassen, German/Western Accordion Music

10:30 a.m. Gold Panning Demonstrations, Hourly, Near Mining Exhibit

11:00 a.m. Great Promise for American Indians, Tribal Dances

12:00 p.m. Petticoats and Pearls – Vocal Music

1:00 p.m. Chris Melas – Bluegrass Music

2:00 p.m. Kevin Fitzpatrick – Trick Roper

10:00 am. – 4:00 p.m. Train Tours, Mining Exhibit, Railroad Museum Tour

Depot Garden – Llano Master Gardeners

**Location: Red Top Jail – Jail Tours 10 a.m. to 4:00 p.m.**

**Llano County Historical Society, Inc.**

**Thanks Sponsors:**

**Llano County Hotel Occupancy Tax Grant**

**City of Llano Hotel Occupancy Tax Grant**

**Texas Commission from the Arts Grant**

**Thanks to Llano River Railroad for Collaboration**

## **Location – Llano County Historical Museum and Museum Grounds**

### **Log Cabin – Front Porch Picking**

11:00 am. John Caballero and Students of Keenan Fletcher

12:00 p.m. Harold Castleman and Kevin Ranne

1:00 p.m. Osbourn Brothers (John and Bill)

### **10:00 a.m. – 4:00 p.m. – Museum Grounds**

Frontier Camp Sites and Domestic Chores

Weaponry Demonstrations (Cannon Firing 11:30, 1:30, 3:30)

Rope Making

Corn Grinding

Sheep and Goat Shearing Display

Spinning

### **Inside Museum**

10:00 a.m. – 4:00 p.m.

Viewing Video Interviews, Hourly

Quilt Display

Historic Displays

Book Sale

Family History Display

Fleece to Sweater Display

10:30 a.m. Family Search and Llano County Cemetery Project

1:30 p.m. Spinning Wheel as Survival Tool

**Back Porch at Museum - Concessions – Chili, Beans, Cornbread, Cookies, and Bottled Water for Sale**

## **Sunday, October 19**

6:00 p.m. - Cemetery Tour, Llano City Cemetery

## **Cemetery Tour**

**October 19, 2025**


### **Llano City Cemetery**

1. Miles Barler, portrayed by Mike Reagor
2. John Henry Leonard Behrns, portrayed  
by Wendell Pyles
3. John Gray Fowler, told by Linda  
Hannifin
4. Dr. Henry Hoerster and Estella Zesch  
Hoerster, portrayed by JoAnn  
McDougall
5. Luke and Maud Kendrick Moss, told by  
Gene Hall
6. Miles Buttery, portrayed by Fred Cook



# CHRISTMAS

## Open House



LLANO COUNTY HISTORICAL MUSEUM  
310 BESSEMER LLANO TX 78643


JOIN US FOR HOLIDAY CHEER!  
SOUP, SNACKS, EGGNOG, ETC.

09  
DEC

- VISIT THE UPDATED MILITARY EXHIBIT
- SHOP FOR CHRISTMAS - TEXAS HISTORY BOOKS, HISTORICAL SOCIETY COOKBOOKS, AND OTHER ITEMS FOR SALE
- VISIT REFURBISHED LOG CABIN

Hours

11-2





## CITY COUNCIL AGENDA

2/2/26

Agenda Item: G1

---

**Item/Subject:** Discussion and possible action to approve Resolution R-2026-09 calling for and giving notice of the May 2, 2026, general election for the City of Llano for the purpose of electing three (3) Aldermen at large.

**Initiating Department/Presenter:** Kim Wagner, City Secretary

---

**Recommended Motion:** Staff asks Council to approve Resolution R-2026-09 calling for and giving notice of the May 2026 General Election between the City of Llano and contracting with the Llano County Elections Administrator, for the purpose of electing three (3) Aldermen and Mayor at Large for the City of Llano, Texas.

---

**Background/History:** The City of Llano holds general elections every year for the purpose of electing Council members. The election to be held on May 2, 2026, will elect three (3) Aldermen at large. The three Aldermen will each be elected to a two-year term. Llano County Elections Administrator, Andrea Wilson has determined, the County has sufficient amounts of equipment to accommodate the City of Llano, to conduct their general election. House Bill 1 adopted during the 79th legislative session, and Chapter 271 of the Texas Election Code, allowed for independent school districts and other political subdivisions to hold joint elections with a municipality located within the district's boundaries on the May uniform election date.

---

**Findings/Current Activity:** In accordance with Election Code Section 143.006 and 143.007, applications to have the name of a candidate placed on the ballot may be filed with the City Secretary's office, beginning Wednesday, January 14, 2026, at 8:00 a.m. with the last day for a candidate to file an application to have their name placed on the ballot being Friday, February 13, 2026, at 5:00 p.m. The early voting by personal appearance shall commence on April 20, 2026, at 8:00 a.m. and end at 5:00 p.m. on April 29, 2026. Early voting by personal appearance shall be conducted during regular business hours each weekday from 8:00 a.m. until 5:00 p.m., with the exception of April 21, 2026, San Jacinto Day, during the early voting period. The polls shall be open from 7:00 a.m. to 7:00 p.m. on Election Day.

---

The county's costs include the programming, testing, rental of the voting equipment as required by the state, election supplies, and payments to personnel for working the election during early voting and on election day. With other entities contracting jointly with the Llano County Elections Administrator, the expenses of the joint election would be pro-rated between the political sub-divisions having the election. We have \$3,500 budgeted for election costs.

---

**Associated Information:** Resolution R-2026-09  
Order of General Election

---

**RESOLUTION NO. R-2026-09**

**A RESOLUTION OF THE CITY COUNCIL OF THE CITY OF LLANO, LLANO COUNTY, TEXAS, ORDERING THE GENERAL ELECTION TO BE HELD JOINTLY WITH ADMINISTERED BY THE LLANO COUNTY ELECTIONS ADMINISTRATOR ON MAY 2, 2026, FOR THE PURPOSE OF ELECTING THREE (3) COUNCIL MEMBERS AT LARGE, TO THE LLANO CITY COUNCIL TO HOLD OFFICE FOR A PERIOD OF TWO YEARS; DESIGNATING LOCATIONS OF POLLING PLACES; DESIGNATING FILING DEADLINES; PROVIDING FOR A RUNOFF ELECTION; ORDERING NOTICES OF ELECTION TO BE GIVEN AS PRESCRIBED BY LAW.**

**NOW, THEREFORE, BE IT RESOLVED BY THE CITY COUNCIL OF THE CITY OF LLANO, TEXAS, THAT:**

**SECTION 1:** Election is hereby ordered to be held jointly with the on May 2, 2026, for the purpose of electing three (3) City Council Members, to fill the expiring terms on the Llano City Council;

**SECTION 2:** The Election Day polling place where qualified voters shall cast ballots at such location in the City of Llano, 2026 General Municipal Elections are as follows:

**Llano County Library**

**102 E Haynie**

**Llano, TX 78643**

Election polls shall be open from 7:00 a.m. to 7:00 p.m. on the date of the election.

**SECTION 3:** Early voting for this General Election shall be conducted by the Llano County Elections Administrator. The early voting period of said election is established by law, and the Clerk shall keep the office open for early voting from April 20, 2026, through April 28, 2026 with the exception of San Jacinto Day, Tuesday April 21, 2026, in accordance with the provisions of the Texas Election Code, and as listed below:

**EARLY VOTING LOCATIONS & HOURS  
FOR GENERAL ELECTION**

**SATURDAY, MAY 2, 2026**

**Joint Local Election**

**Llano County, Texas**

**SECTION 4:** Candidates must file for a specific place and adhere to the filing deadlines accordingly. Candidate Packets are available in the City Secretary's Office. The candidate filing periods for the General Election for three council members two-year terms begin at 8:00 a.m. January 14, 2026. and ends at 5:00 p.m. February 13, 2026. Candidates must file in the City Secretary's Office located at 301 W Main St., Llano, TX

**SECTION 5:** If two or more candidates for the office of Council Member tie for the number of votes required to be elected, the tie shall be broken in accordance with the Texas Election Code, including Chapter 2 thereof.

**SECTION 6:** The City Secretary is hereby authorized and directed to publish and/or post, in the time and manner prescribed by law, all notices required to be so published and/or posted in connection with the conduct of this election. The Llano County Election Administrator, in accordance with the contracts, shall designate the election judges for the joint election. The election, including providing the notice of the election, shall be conducted in accordance with the Texas Election Code and other applicable laws, and all qualified residents, and registered voters of the City shall be eligible to vote at the election.

**SECTION 8:** The Mayor and the City Secretary of the City, in consultation with the City Attorney, are hereby authorized and directed to take any and all actions necessary to comply with the provisions of the Texas Election Code and any other state or federal law in carrying out and conducting the election, whether or not expressly authorized herein.

**AND IT IS SO RESOLVED.**

**PASSED AND APPROVED** by the City Council of the City of Llano, Llano County, Texas, on this the 2<sup>nd</sup> day of February 2026.

**APPROVED:**

**ATTEST:**

\_\_\_\_\_  
Laura Almond, Mayor

\_\_\_\_\_  
Kim Wagner, TRMC, CPM  
City Secretary

## ORDER OF ELECTION

An election is hereby ordered to be held on **May 2, 2026**, for the purpose of:

### **Election of the Three Aldermen**

Early voting by personal appearance will be conducted each weekday at:

**102 E. Haynie, Llano, Texas 78643**

**125 W. Polk Kingsland, TX 78639**

**1 Community Drive Horseshoe Bay, TX 78656**

**Between the hours of 8:00 a.m. and 5:00 p.m. beginning on April 22, 2026  
and ending on April 28, 2026 with the exception of San Jacinto Day, April 21, 2026.**

---

Applications for ballot by mail shall be mailed to:

**Andrea Wilson**

(Name of Early Voting Clerk)

**P. O. BOX 787**

(Address)

**Llano, Texas**

(City)

**78643**

(Zip Code)

Applications for ballots by mail must be received no later than the close of business on  
**April 20, 2026.**

Applications for Ballots by Mail (ABBMs) must be received no later than the close of business  
on **May 4, 2026.**

Federal Post Card Applications (FPCAs) must be received no later than the close of business on  
**May 8, 2026.**

Issued this on the 2<sup>nd</sup> day of February 2026.

---

Signature of Mayor

## ORDEN DE ELECCION

Por la presente se ordena que se llevara a cabo una eleccion el 2 de Mayo de 2026 con el proposito de:

### **Para votar en la Elección de tres concejales**

La votacion en adelantada en persona se llevará a cabo de lunes a viernes en

**102 E. Haynie, Llano, Texas 78643**

**125 W. Polk Kingsland, TX 78639**

**1 Community Drive Horseshoe Bay, TX 78656**

---

Entre las 8:00 de la mañana y las 5:00 de la tarde emperzando el 20 del Abril de 2026  
Y terminando el 28 de Abril de 2026, con la excepción del Día de San Jacinto, el 21 de abril de 2026.

Las solicitudes para boletas que se votaran en ausencia por correo deberan enviarse a:

**Andrea Wilson**

Nombre del Secretaria de la Votacion Adelantada

**P. O. BOX 787**

Direccion

**LLANO, TEXAS 78643**

Ciudad                      Zona Postal

Las solicitudes para boletas que se votaran en ausencia por correo deberan recibirse para el fin de las horas de negocio el

**20 de Abril de 2026**

Fecha

(Las solicitudes para boletas que se votarán adelantada por correo deberán recibirse no más tardar de las horas de negocio el **(4 de Mayo de 2026.)**)

(La Tarjeta Federal Postal de Solicitud deberán recibirse no más tardar de las horas de negocio el **8 de Mayo de 2026)**)

Emitida este 2nd de Febrero de 2026

---

Firma del Alcalde



## CITY COUNCIL AGENDA

2/2/26

Agenda Item: G2

---

**Item/Subject:** Discuss and consider construction contract with DC Meier for improvements to Robinson Park.

**Initiating Department/Presenter:** Finley deGraffenried, City Manager

---

**Recommended Motion:** Motion to authorize the City Manager to draft and finalize construction scope and timing, and to provide general oversight of the project.

---

**Background/History:** Llano Council approved allocating up to \$26,000.00 to the Llano Parks Project for venue improvements to Robinson Park. Although the Llano Parks Project will be financing the project, the city has agreed to provide oversight and administration of the construction itself. Staff will document the agreed scope and timing of the project and will work with the selected contractor to provide on-site observation of progress. The project will be initiated within the next several weeks.

---

**Findings/Current Activity:**

---

**Associated Information:** Outline of scope and segregation of duties

---

City of Llano

Robinson Park Improvements

General	Improvements will include landscaping and hardscaping to improve seating, drainage and accessibility to the Robinson Park Pavilion, Live Music venue.
Scope	<p>Contractor shall be responsible for all labor and materials to complete the project. Contractor shall be responsible for all means and methods necessary for the installation of improvements.</p> <p>The Project calls for the installation, including all cut and fill, of one, 2 course, seating block wall approximately 145 linear feet in length; and three, one course, seating block walls approximately 75 linear feet in length each, south of the pavilion.</p> <p>Contractor to install granite gravel as needed and level all grade from pavilion to walls, and in between each course.</p> <p>Contractor to remove two concrete slabs approximately 4'x20'</p> <p>Contractor shall be responsible for calling to locate all utilities.</p>
Payment	The project is financially administered by the Llano Parks Project.
Inspection	The City will provide general oversight of construction and engagement with the Contractor on matters related to the project.



## CITY COUNCIL AGENDA

2/2/26

Agenda Item: G3

---

**Item/Subject:** Discussion and possible action to approve Resolution R-2026-08 amending the Master Fee Schedule, increasing fees for bulk water.

**Initiating Department/Presenter:** Finley DeGraffenried, City Manager

---

**Recommended Motion:** Based on the volume of bulk water sold, and the relatively minor impact on revenue, Staff would recommend a Motion to increase the bulk water rate to \$0.03 per gallon, or **in the alternative**, take no action maintaining the current rate of \$0.02 per gallon (\$20.00 per 1000 gallons)

---

**Background/History:** At the January 20<sup>th</sup> City Council Meeting Council requested bulk water fees be discussed at a future meeting. The Finance Director reviewed the prices from two cities to the east. Burnet prices water based on Conservation Stage with Stage 1 or 2 priced at \$0.03 per gallon, and Stage 3 or 4 at \$0.06 per gallon. Marble Falls charges a flat rate of \$5.14 per 1000 gallons (\$0.00514 per gallon).

In FY 2024 the city sold 282,400 gallons of bulk water, grossing \$5,648.00. The gross at \$0.05 per gallon would have produced \$14,120.00 (a \$8,472.00 difference)

In FY 2025 the city sold 179,800 gallons of bulk water grossing \$3,596.00. The gross at \$0.05 per gallon would have produced \$8,990.00 (a \$5,394.00 difference)

The hydrant meter fee is currently \$320.00 per month and was proposed to increase to the price of a 3" meter (currently \$357.73 per month). The cost of a hydrant meter is approximately \$1,500.00.

---

**Findings/Current Activity:**

---

**Financial Implications:**

Item is estimated to generate additional revenue:

---

**Associated Information:**

Attached information:

- Proposed Master Fee Schedule
- Resolution R-2026-08

**RESOLUTION R -2026 -08**

**A RESOLUTION OF THE CITY OF LLANO AMENDING THE MASTER FEE SCHEDULE AND REVISING FEES CHARGED FOR VARIOUS SERVICES AND USES PROVIDED OR OFFERED BY THE CITY**

**WHEREAS**, pursuant to Texas Local Government Code § 51.001, the City Council of the City of Llano, Texas ("City Council") has the authority to adopt, publish, and amend a fee schedule that is for the good government, peace, or order of the City of Llano ("City"); and

**WHEREAS**, the consolidation of fees into a centralized master fee schedule is more convenient for citizens of the City when searching for applicable fees; and

**WHEREAS**, the adoption of fees by resolution allows the City to operate more efficiently; and

**WHEREAS**, the City Council finds that it is necessary and proper for the good government, peace, and order of the City of Llano to amend the Code to create a master fee schedule where said fees are adopted by resolution;

**WHEREAS**, if any section, subsection, sentence, clause, or phrase of this Resolution is, for any reason, held to be unconstitutional or invalid, such holding shall not affect the validity of the remaining portions of the Resolution. The City Council of the City of Llano hereby declares that it would have passed this Resolution and each section, subsection, sentence, clause, or phrase thereof irrespective of the fact that any one or more sections, subsections, sentences, clauses, or phrases be declared unconstitutional or invalid.

**WHEREAS**, this Resolution shall take effect immediately from and after its passage and publication as may be required by governing law.

**WHEREAS**, it is hereby officially found and determined that the meeting at which this Resolution was passed was open to the public as required and that public notice of the time, place, and purpose of said meeting was given as required by the Open Meetings Act, Chapter 551 of the Texas Government Code.

**NOW, THEREFORE, BE IT RESOLVED BY THE CITY COUNCIL OF THE CITY OF LLANO, TEXAS, THAT:**

The Fee Schedule of the City of Llano, Texas, is amended as set forth in **Exhibit A**, attached hereto and incorporated herein by reference, such changes to be effective with the passage of this Resolution.

**PASSED AND APPROVED** on this the 20th day of January 2026.

---

Kim Wagner, City Secretary

---

Laura Almond, Mayor

Current

**Proposed**

Fire Hydrant Meter Charge	\$320.00 / month base fee	<b>equivalent to a 3" meter base fee</b>
Fire Hydrant Volume Rate	\$.02 / gallon	<b>\$.05 / gallon</b>



**CITY COUNCIL AGENDA**

1/20/26  
Agenda Item: G4

**Item/Subject:** Discussion and consider costs and fees for the use of City Facilities.

**Initiating Department/Presenter:** Finley deGraffenried

**Recommended Motion:** Council may consider a published fee for inclusion in the Master Fee Schedule and related conditions; or consider case by case review of specific requests; recommend a specific strategy for further input; or take no action on the item.

**Background/History:** Council has directed staff to provide additional background on costs of certain facilities and services in order to provide a discounted base amount to users under certain conditions.

This topic was discussed at the January 6<sup>th</sup> and 20<sup>th</sup> meeting. At the January 20<sup>th</sup> meeting, Council inquired regarding the number of groups that are currently receiving a discounted rate. The Finance Director indicated groups receiving the JLK for a discounted/waiver of fees were the Quilts of Honor, Friends of the Red Top Jail, and the Llano County Jr. Livestock Association. Staff understands a Power Lifting event was held once at the JLK for no charge. The city has also waived LanTex rental fees for the LISD.

Other ideas related to use of the JLK and LanTex included the creation of a committee of stakeholders to broaden input, and to discuss ways for cost recovery and acknowledge in-kind donations. It was also suggested that a pre-and-post event meter reading could be used to calculate utility costs.

In addition to identifying a base amount charge, Council may also consider the *conditions* that warrant the discounted rate, i.e. 501(c)3 Corporation, Youth Serving, or City Serving. Council should also consider latitude for future decisions.

There is a minor, albeit undetermined impact to the Operating Budget.

Facility/Service	Cost	FEMA	City Charge
Bucket Truck		\$70/truck only	\$200/truck&staff
Arial/Electric Personnel	\$112/2 staff/hr		
Maintenance Personnel	\$28/staff/hr		\$75/staff/hr
Disposable Containers	n/c		n/c
LanTex	\$100/day		\$300/day+ancil.
JLK Event	\$300/day		\$1000/day

**Financial Implications:** undetermined

**Associated Information:**

- Excerpted Master Fee Schedule
- Llano County Jr. Livestock Association Agreement

<b>LANTEX THEATER</b>	
<b>Basic Rental (up to 3 hours)</b>	\$150.00
Each Hour or Portion of an Hour Over 3 Hours (up to 3 additional hours)	\$50.00 / hour
Examples of usage: film society, church functions, award ceremony, etc.	
<b>Cleaning Fee or Cleaning Deposit</b>	Up to \$150.00
<b>All Day Rental (up to 8 hours)</b>	\$300.00
Each Hour or Portion of an Hour Over 8 Hours (up to 2 additional hours, anything more to be billed at \$250.00)	\$50.00 / hour
Examples of usage: conferences, club meetings, etc.	
Cleaning Fee or Cleaning Deposit	Up to \$150.00
<b>Main Event Rental</b>	\$350.00
Examples of usage: concerts, shows, etc. that are taking a gate and/or generating revenue and/or may likely need the facility from morning through late evening	
Cleaning Fee or Cleaning Deposit	Up to \$150.00
<b>Additional Charges</b>	
<b>Security Deposit</b>	\$500.00
<b>On Site Manager - Required for any rental</b>	\$25.00 / hour
<b>Use of Projector - 4 Hours or Less</b>	\$50.00
<b>Use of Projector - 4 Hours or More</b>	\$100.00
<b>Projectionist</b>	\$25.00 / hour
<b>Sound Technician/Outside Contract - Per Event</b>	\$150.00
<b>Use of Table(s)</b>	\$10.00 each
<b>Use of Chair(s)</b>	\$2.00 each
<b>Concessions</b>	
<b>Tenant/Main Street for Events</b>	25% / 75%
<b>Sponsor/Main Street for Movies</b>	50% / 50%
<b>PARKS AND RECREATION</b>	
LLANO PARK FACILITIES AVAILABLE FOR RENTAL	
<b>BADU PARK - PAVILIONS</b>	
<b>Deposit (Refundable)</b>	\$50.00
<b>East Pavilion Fee</b>	\$75.00
<b>West Pavilion Fee, April 1 - October 31 (Splash Pad Open)</b>	\$100.00 / 3 hours
<b>West Pavilion Fee, November 1 - March 31 (Splash Pad Closed)</b>	\$100.00 / day
<b>BADU PARK - RV RENTAL SPOTS (First Come, First Served)</b>	\$45.00 / night
<b>RAY HOUSE</b>	
Deposit	\$100.00
Fee	\$150.00
<b>ROBINSON PARK - EAST END OR WEST END</b>	
Deposit - Refundable	\$100.00

Rental Fee	\$100.00 half day / \$200.00 full day
Table Rentals (includes chairs)	\$100.00 / day
Table & Chair Deposit - Refundable	\$5.00 each
<b>ROBINSON PARK - PAVILION</b>	
Deposit - Refundable	\$100.00
Rental Fee	\$100.00 half day / \$200.00 full day
<b>ROBINSON PARK - TENT CAMPING</b>	
	\$10.00 / night
<b>ROBINSON RV PARK</b>	
	Contact 325.247.7905
Nightly	\$40.00
Weekly	\$240.00
Monthly	\$500.00
<b>JLK CENTER</b>	
Arena	
1-Day Rental (Monday through Thursday)	\$450.00 / day
2-Day Weekend Rental (Friday & Saturday OR Saturday & Sunday)	\$1,700.00
3-Day Weekend Rental (Friday, Saturday & Sunday)	\$2,250.00
Required Deposit - 25% of Event Total	25%
Event Room	
Full Day	\$1,000.00
Half Day	\$600.00
Required Deposit - 50% of Event Total	50%
Entire JLK Facility - 3 Day Weekend	\$3,050.00
Required Deposit - 50% of Event Total	50%
Yard or Concession Area	\$150.00 / day
Required 50% of Event Total	50%
Other JLK Center Fees	
Trailer Parking - 30 AMP	\$25.00 / night
Trailer Parking - 50 AMP	\$35.00 / night
Stalls	\$25.00 / day or night
Vendor Concession	\$500.00 Move-out Fee,
	Plus 10% of Revenue

# **Agreement**

## **Between the Llano Economic Development Corporation and the Llano County Junior Livestock Show Association**

The Llano Economic Development Corporation (hereinafter referred to as LEDC), owner of the property identified as the John L. Kuykendall Arena & Events Center (JLK Arena & Events Center), does hereby agree to recognize and hold in reserve the exclusive use of the JLK Arena & Events Center by the Llano County Junior Livestock Show Association (LCJLSA) for the dates and associated events listed below:

- January – second Saturday weekend (including Saturday pre-event through Sunday post-event) for the Llano County Junior Livestock Show event
- September – second Saturday (including Monday pre-event through Sunday post-event) for the Wild Game Dinner event

It is also further agreed and understood that the Texas A&M Agrilife Extension Service shall have use of the JLK Events Center for any educational related activities and 4H & FFA related activities at no charge.

For the purposes of this agreement, the facilities at the JLK Arena & Events Center are further defined as 1) the Arena, 2) the warm-up area, and 3) the JLK Events Center. It is agreed and understood the LCJLSA will have exclusive use of the warm-up area and the Events Center; and the Wild Game Dinner will have exclusive use of the Events Center at no charge.

This agreement to recognize and reserve the dates of use by the LCJLSA as set forth hereinabove is hereby renewed annually without a requirement of notice, subject to the prescribed dates. Should the LCJLSA, in subsequent years, require changes to those dates, it agrees to provide written notice to the LEDC of such changes a minimum of nine (9) months in advance of the date(s) reserved hereinabove.

In its use of the JLK Arena & Events Center facilities as recognized and reserved hereinabove, the LCJLSA agrees to conduct its operations subject to the terms and provisions of the LEDC's Operating Agreement of the JLK Arena & Events Center between the LEDC and its operator.

Termination of this agreement is subject solely to the mutual agreement of the parties to this agreement.

Terms and provisions of this addendum shall be binding as to all successor entities and assigns of ownership and/or operators and operations of the JLK Arena & Events center subject to the Operating Agreement. Successor entities to the LCJLSA will be subject to the approval of the LEDC and/or their successor entities and assigns.

Effective July 27, 2015.

Llano Economic Development Corporation

Allen Hopsal  
President

Allen Hopsal  
Printed

7-27-15  
Date

Llano County Junior Livestock Show Association

E. Kenneth Smarr  
President

E. Kenneth Smarr  
Printed

7-28-15  
Date

**RESOLUTION NO. 2018-10-01-1**

**A RESOLUTION OF THE CITY OF LLANO ACKNOWLEDGING THE CITY'S IMPLIED ACCEPTANCE OF THE AGREEMENT BETWEEN THE LLANO ECONOMIC DEVELOPMENT CORPORATION AND THE LLANO COUNTY JUNIOR LIVESTOCK SHOW ASSOCIATION.**

**WHEREAS, on September 21, 2015, the J.L. Kuykendall Arena and Events Center was conveyed to the City of Llano from the Llano Economic Development Corporation, and**

**WHEREAS, the Llano Economic Development Corporation entered into an agreement with the Llano County Junior Livestock Show Association, attached, and**

**WHEREAS, the agreement in all its terms and provisions were binding as to all successor entities and assigns of ownership and/or operators of the JLK Arena & Events Center subject to the operating agreement;**

**WHEREAS, the Llano County Junior Livestock Show Association desires to confirm the acceptance of the agreement on behalf of the City of Llano.**

**NOW, THEREFORE BE IT RESOLVED BY THE CITY COUNCIL OF THE CITY OF LLANO, TEXAS, THAT:**

**The City of Llano hereby formally acknowledges the acceptance of and adherence to the agreement that was established between the Llano Economic Development Corporation and the Llano County Junior Livestock Show as the successor of the facility.**

**ADOPTED this   1st   day of   October  , 2018**

  
Gail Lang, Mayor



**ATTEST:**

  
Toni Milam  
City Secretary



City Council Agenda

Date: January 20, 2026

Agenda Item: G5

Item/Subject: Discuss and consider terms and benefits of a Firm Water Contract between the City of Llano and the Lower Colorado River Authority (“LCRA”)

Department/Presenter: Finley deGraffenried

Recommended Motion: Consideration of a motion to move forward with a Firm Water Contract, and to place the draft Water Conservation Plan (“WCP”) and Drought Contingency Plan (“DCP”) on the February 16, 2026, Council agenda for consideration as a prerequisite.

***In the alternative***, Council may consider a motion to cease negotiation with LCRA on a Firm Water Contract and to postpone future consideration of the draft WCP and DCP.

Background/History: On January 6th, under discussion of the City’s updated Water Conservation Plan and Drought Contingency Plan, the City reviewed requirements of the Plans in relation to the future consideration of a Contract for Firm Water from LCRA. At that time, Council requested additional clarity on the conditions, benefits and obligations of a Firm Water Contract.

Staff has discussed the matter with Water Division staff from LCRA and have provided a list of questions and scenarios. Staff have also invited LCRA staff to the meeting on February 2nd, if deemed beneficial, or any future meeting.

Due to the number of questions presented, and their need to discuss over multiple departments, LCRA was unable to respond for the January 20<sup>th</sup> meeting, however, provided the attached email for discussion on February 2<sup>nd</sup>.

Findings/Current Activity:

Before accepting and executing a Firm Water Contract with LCRA, the City must approve updated WCP and DCP.

Financial Implications:

Estimated cost for Firm Water in FY 2026 is \$80,355.00

Associated Information:

Email thread on the matter including LCRA feedback

## City Administrator

---

**From:** Gabe Smith  
**Sent:** Friday, January 23, 2026 8:57 AM  
**To:** City Administrator  
**Cc:** Monica Masters; Tom Hegemier; Susan Patten; Greg Graml  
**Subject:** RE: Firm Water Conditions (City of Llano)

Finley,

Good morning. We've reviewed your questions and have the following feedback.

Texas follows the concept of prior appropriation, with junior water rights having access to water only after demands of senior water rights are met. The Texas Commission on Environmental Quality (TCEQ) administers water rights in Texas and, in times of shortage, has the role of issuing priority calls as needed to cut off junior water rights to protect senior water rights. Priority calls apply to flows in the river and do not apply to previously stored water.

The City holds water rights with 1914 and 1956 priority dates. Those water rights are junior to numerous major water rights held by LCRA and the City of Austin, among others. As a result of the junior nature of the City's water rights relative to other major water rights in the Colorado River basin, recent Regional Planning work identified a water supply shortage for the City of Llano when assessing reliability of water rights in priority order. *(That shortage might happen in current or future decades.)*

The proposed contract with LCRA would allow the City to capture and use flows in the Llano River rather than be subject to passing those flows downstream to meet the demands of LCRA's existing and future customers.

Furthermore, if the City seeks to increase its storage capacity, an additional water right authorization will be needed from TCEQ. As part of permitting for a storage increase, TCEQ will note that there is no unappropriated flow available and will identify the necessity of the City contracting with a senior water right holder to offset the impact of the added storage on flows in the river.

The City's Drought Contingency Plan was last updated in 2024 and includes various stages and drought response measures such as irrigation of landscapes no more than once or no more than twice weekly (depending on drought stage). The triggers for implementing these measures do not match the triggers in LCRA's DCP. LCRA expects the City's DCP will be updated when obtaining a contract with LCRA, with the primary changes to be syncing the City's DCP triggers and target reduction goals to match the triggers in LCRA's DCP and adopting a permanent watering schedule of no more than twice a week. The City's draft DCP meets LCRA's requirements.

Thanks,  
-Gabe

**From:** Gabe Smith  
**Sent:** Wednesday, January 14, 2026 3:01 PM  
**To:** 'City Administrator' <cityadministrator@cityofllano.com>  
**Subject:** RE: Firm Water Conditions

Hi Finley,

Just wanted to let you know that I received your voicemail about moving the LCRA item to Feb 2<sup>nd</sup>. Also, I had passed your questions around to a couple different groups here at LCRA for their comment. As soon as I get their feedback, I will let you know.

Thanks,  
-Gabe

Gabe Smith  
Account Manager Sr.  
Water Resource Management  
512-578-7701



**From:** City Administrator <[cityadministrator@cityofllano.com](mailto:cityadministrator@cityofllano.com)>  
**Sent:** Monday, January 12, 2026 2:26 PM  
**To:** Gabe Smith  
**Subject:** Firm Water Conditions

**CAUTION - EXTERNAL EMAIL**  
Phishing? Click the fish in Outlook

Thanks for the call last week regarding the City's proposed and potential Firm Contract ("Contract"). As we discussed, I wanted to have some clarity on the possible impact of the Contract depending on hypothetical conditions. I'd like to know how the Contract would be administered based on the strict and/or practical application of the terms. The City's primary Certificate of Adjudication ("right," or "water right") has a priority date of 1914. If possible, please provide input on the following scenarios:

- Without a Contract, the City assumes if no senior, downstream call is made on the City's water rights. Could the City maintain the same levels of storage, capacity and diversion as they are currently allowed. If the lakes are actually storing more water than our water right, could a senior right holder compel the City to release water without a call? I assume the Contract would not have any impact on the City's water right.
- Without a Contract, the City assumes during periods of drought, providing the City followed its Water Conservation and Drought Contingency Plans, no other actions regarding water storage or release would be required?
- Without a Contract, in the event of extreme drought, and a call is made by a senior right (LCRA or City of Austin), *and* the Llano River at Llano was at 0 cfs flow and the Llano River at Mason was 0 cfs flow, we assume the City would not have to release water?
- If the City had Contract, and a senior water call was made, and our lakes were depleted, and the flow was 10 cfs at Mason, could the City withhold, not release, the incoming flow, up to the Contract amount to restore our storage? In the alternative, if the City did not have a firm water contract, would we be required to release an amount equal to the incoming flow?
- If the City had a Contract, we assume the City would not have any relief, in terms of the Contract, if the City's water storage was depleted.
- Although outside your purview, my experience is TCEQ will normally determine a priority date when a call is made with more senior rights protected from junior rights. For example, when DOW Chemical made a call on the Brazos basin, TCEQ determined all priority dates earlier than 1960(?) were to be impacted. Is it foolish to think the City's Right would be somewhat protected if TCEQ were to make a similar determination?

Really, we are trying to understand the practical advantages of a Contract. We understand it does not help us if there is no water, nor water flow, but what other benefits does it provide, if any, other than allowing us to withhold release of water, up to Firm amounts, to restore our storage.

Sorry if it's not easy to follow my thinking, and I'm open to a call if that's helpful. Our next meeting is scheduled for January 20<sup>th</sup> and I was planning to update Council on my findings. LCRA is welcome to attend then, or in the future, if you think it might be helpful.

Appreciate your help,

Finley



City Council Agenda

Date: 2-2- 2026

Agenda Item: G6

Item/Subject: Discuss and consider authorizing the City Manager to execute notice of contract assignment to CHA Consulting, Inc.

Department/Presenter: Finley deGraffenried

Recommended Motion: Motion to authorize the City Manager to execute the Consent to Assignment of Contracts from Steger Bizzell Engineering to CHA Consulting, Inc.

Background/History: The City received the attached notification from Steger Bizzell Engineering regarding their acquisition by CHA Consulting, Inc. Staff understands there will be continuity in staff for our current projects, contracts and task orders.

Findings/Current Activity:

Financial Implications:

No financial impacts are anticipated

Associated Information:

Email and letter from Steger Bizzell Engineering

## City Administrator

---

**From:** Aaron Laughlin  
**Sent:** Wednesday, January 21, 2026 2:10 PM  
**To:** City Administrator  
**Cc:** Bard, Jonathan; Brandy Broderick  
**Subject:** Contract Assignment Letter  
**Attachments:** SKM\_C45826012115180.pdf

Finley,

I am not sure if I have had a chance to inform you of this, but my firm Steger Bizzell was recently acquired by another engineering firm, CHA Consulting, Inc.

Attached is a contract assignment letter for your review and signature, indicating that your contracts with us may now be assigned to and completed in collaboration with CHA. If you consent to the assignment, please sign and return a copy of the attached PDF to Jon Bard, Esq., Assistant General Counsel, at [jbard@chasolutions.com](mailto:jbard@chasolutions.com). Mr. Bard, who is copied on this email, can also address any questions you may have regarding the transaction.

Thanks,

**Aaron J. Laughlin, PE**  
Senior Engineer  
Steger Bizzell

[www.stegerbizzell.com](http://www.stegerbizzell.com)



**Finding a better way.**



December 8, 2025

*Via Email: [cityadministrator@cityofllano.com](mailto:cityadministrator@cityofllano.com)*

City of Llano  
Attn: Finley deGraffenried  
301 W. Main St  
Llano, TX 78643

Dear Mr. deGraffenried,

Effective September 26, 2025, Steger & Bizzell Engineering ("Steger") was acquired by CHA Consulting, Inc. ("CHA"). Accordingly, please accept this letter as a notice of change in control and request for consent to assignment, effective December 8, 2025, of all contracts and task orders between Steger and City of Llano

CHA is an innovative engineering design, consulting and construction management firm delivering sustainable, integrated solutions to the world's most challenging infrastructure projects. With decades of experience we bring inspired talent, forward-leaning technology, and essential partnerships to meet our clients' evolving needs. The addition of Steger to the CHA team adds unique technical breadth and depth to CHA's expansive Infrastructure and Commercial & Institutional teams. While the personnel working on your project(s) will remain the same, together, the services our highly skilled teams of professionals provide will expand significantly. We look forward to continuing to work with you as your trusted advisors and partners, committed to responsibly improving the world we live in.

If you consent to the assignment, please return an executed PDF to Jon Bard, Esq., Assistant General Counsel, at [jbard@chasolutions.com](mailto:jbard@chasolutions.com). He can also address any transaction-related questions you may have. If you have any questions regarding the services CHA offers, please contact Perry C. Steger by telephone at (512) 930-9412 or by e-mail at [perry.steger@stegerbizzell.com](mailto:perry.steger@stegerbizzell.com), or Phil Stevens, Sector President of CHA, by telephone at (615) 613-4167 or by email at [pstevens@chasolutions.com](mailto:pstevens@chasolutions.com). We look forward to continuing our relationship.

Sincerely,

STEGER & BIZZELL ENGINEERING

Handwritten signature of Perry C. Steger in black ink.

Perry C. Steger  
Chief Executive Officer

CHA CONSULTING, INC.

Handwritten signature of Phil Stevens in black ink.

Phil Stevens  
Sector President - Infrastructure

**CONSENT TO ASSIGNMENT OF CONTRACTS**

City of Llano hereby consents to the assignment of the following agreements from Steger & Bizzell Engineering to CHA Consulting, Inc., effective December 8, 2025:

**Agreement Name**

All active contracts and task orders between City of Llano and Steger & Bizzell Engineering, LLC

**Date**

Current/active contracts and task orders.

City of Llano

By: \_\_\_\_\_  
(Signature)

Name: \_\_\_\_\_

Title: \_\_\_\_\_

Date: \_\_\_\_\_



City of Llano, TX

# Check Report

By Check Number

Date Range: 10/01/2025 - 12/31/2025

Vendor Number	Vendor Name	Payment Date	Payment Type	Payment Amount	Number
<b>Bank Code: 10-JLK EVENTS</b>					
5674	MORGAN MENCHACA	11/01/2025	Manual	\$ 30.00	1312
0269	TRUETT RYAN	11/01/2025	Manual	\$ 35.00	1337
0267	STETSON RYAN	11/01/2025	Manual	\$ 21.00	1338
0272	TANNER SHIVES	11/01/2025	Manual	\$ 14.00	1339
0321	COOPER MARKUM	11/01/2025	Manual	\$ 37.50	1340
0302	RIVER WEINBERG	11/01/2025	Manual	\$ 35.00	1341
0282	CREECE CARLISLE	11/01/2025	Manual	\$ 87.50	1342
0282	CREECE CARLISLE	11/01/2025	Manual	\$ 52.50	1343
0302	RIVER WEINBERG	11/01/2025	Manual	\$ 35.00	1344
5653	TATUM SMITH	11/01/2025	Manual	\$ 52.50	1346
0294	HARLEY BRADY	11/01/2025	Manual	\$ 35.00	1347
0287	CHEYENNE LUEDECKE	11/01/2025	Manual	\$ 13.00	1348
0302	RIVER WEINBERG	11/01/2025	Manual	\$ 75.00	1349
0288	TILDEN SHIVES	11/01/2025	Manual	\$ 50.00	1350
5642	QUINN WEINBERG	11/01/2025	Manual	\$ 62.50	1351
0290	AUDREY WILKS	11/01/2025	Manual	\$ 62.50	1352
0324	WYATT TUCKER	11/01/2025	Manual	\$ 38.00	1355
0290	AUDREY WILKS	11/01/2025	Manual	\$ 50.00	1356
0288	TILDEN SHIVES	11/01/2025	Manual	\$ 52.50	1357
0288	TILDEN SHIVES	11/01/2025	Manual	\$ 35.00	1358
0288	TILDEN SHIVES	11/01/2025	Manual	\$ 52.50	1359
0299	DILYN WEEKS	11/01/2025	Manual	\$ 45.00	1360
5647	CODY TAYLOR	11/01/2025	Manual	\$ 30.00	1361
0290	AUDREY WILKS	11/01/2025	Manual	\$ 50.00	1362
0282	CREECE CARLISLE	11/01/2025	Manual	\$ 60.00	1363
5644	BO TAYLOR	11/01/2025	Manual	\$ 40.00	1364
5656	COOPER TATUM	11/01/2025	Manual	\$ 60.00	1365
0293	CHANCEE JO CARLISLE	11/01/2025	Manual	\$ 40.00	1366
0286	HALIE WARNER	11/01/2025	Manual	\$ 37.50	1367
0275	MINDY WARNER	11/01/2025	Manual	\$ 13.00	1368
0299	DILYN WEEKS	11/01/2025	Manual	\$ 50.00	1369
0283	MARLEY MILLER	11/01/2025	Manual	\$ 62.50	1370
0282	CREECE CARLISLE	11/01/2025	Manual	\$ 60.00	1371
0288	TILDEN SHIVES	11/01/2025	Manual	\$ 40.00	1372
0286	HALIE WARNER	11/01/2025	Manual	\$ 52.50	1374
0294	HARLEY BRADY	11/01/2025	Manual	\$ 35.00	1375
0269	TRUETT RYAN	11/02/2025	Manual	\$ 48.75	1376
0267	STETSON RYAN	11/02/2025	Manual	\$ 29.25	1377
0272	TANNER SHIVES	11/02/2025	Manual	\$ 19.50	1378
0320	GUS LATTA	11/02/2025	Manual	\$ 30.00	1379
0324	WYATT TUCKER	11/02/2025	Manual	\$ 50.00	1380
0323	COLTER CARLSON	11/01/2025	Manual	\$ 60.00	1381
5648	GANON CARLSON	11/01/2025	Manual	\$ 40.00	1382
5655	TRIPP TATUM	11/01/2025	Manual	\$ 50.00	1383
0275	MINDY WARNER	11/01/2025	Manual	\$ 13.00	1384
5648	GANON CARLSON	11/01/2025	Manual	\$ 52.50	1385
0295	EASTON KREIDER	11/01/2025	Manual	\$ 35.00	1386
0324	WYATT TUCKER	11/01/2025	Manual	\$ 62.50	1387
0301	KASH KREIDER	11/01/2025	Manual	\$ 37.50	1388
0323	COLTER CARLSON	11/01/2025	Manual	\$ 25.00	1389
0324	WYATT TUCKER	11/01/2025	Manual	\$ 50.00	1390
0308	CLAYTON WARNER	11/02/2025	Manual	\$ 50.00	1391
5653	TATUM SMITH	11/02/2025	Manual	\$ 30.00	1392
5698	CLAIRE SMITH	11/02/2025	Manual	\$ 50.00	1393
0282	CREECE CARLISLE	11/02/2025	Manual	\$ 60.00	1394
0302	RIVER WEINBERG	11/02/2025	Manual	\$ 40.00	1395
0283	MARLEY MILLER	11/02/2025	Manual	\$ 50.00	1396

0294	HARLEY BRADY	11/02/2025	Manual	\$	45.00	1397
0302	RIVER WEINBERG	11/02/2025	Manual	\$	45.00	1398
0288	TILDEN SHIVES	11/02/2025	Manual	\$	30.00	1399
0324	WYATT TUCKER	11/02/2025	Manual	\$	62.50	1400
0286	HALIE WARNER	11/02/2025	Manual	\$	50.00	1401
5644	BO TAYLOR	11/02/2025	Manual	\$	52.50	1402
0320	GUS LATTA	11/02/2025	Manual	\$	35.00	1403
0325	ADALINE LATTA	11/02/2025	Manual	\$	50.00	1404
0290	AUDREY WILKS	11/02/2025	Manual	\$	50.00	1405
0288	TILDEN SHIVES	11/02/2025	Manual	\$	45.00	1406
0320	GUS LATTA	11/02/2025	Manual	\$	30.00	1407
0324	WYATT TUCKER	11/02/2025	Manual	\$	50.00	1408
0294	HARLEY BRADY	11/02/2025	Manual	\$	50.00	1409
0288	TILDEN SHIVES	11/02/2025	Manual	\$	60.00	1410
0282	CREECE CARLISLE	11/02/2025	Manual	\$	40.00	1411
0293	CHANCEE JO CARLISLE	11/02/2025	Manual	\$	52.50	1412
5656	COOPER TATUM	11/02/2025	Manual	\$	35.00	1413
0286	HALIE WARNER	11/02/2025	Manual	\$	37.50	1414
0275	MINDY WARNER	11/02/2025	Manual	\$	13.00	1415
0288	TILDEN SHIVES	11/02/2025	Manual	\$	52.50	1416
0302	RIVER WEINBERG	11/02/2025	Manual	\$	35.00	1417
0325	ADALINE LATTA	11/02/2025	Manual	\$	50.00	1418
0290	AUDREY WILKS	11/02/2025	Manual	\$	62.50	1419
0275	MINDY WARNER	11/02/2025	Manual	\$	13.00	1420
5635	FAITH REED HAYS	11/02/2025	Manual	\$	45.00	1421
0295	EASTON KREIDER	11/02/2025	Manual	\$	30.00	1422
0323	COLTER CARLSON	11/02/2025	Manual	\$	68.75	1423
5656	COOPER TATUM	11/02/2025	Manual	\$	41.25	1424
0301	KASH KREIDER	11/02/2025	Manual	\$	27.50	1425
5648	GANON CARLSON	11/02/2025	Manual	\$	52.50	1426
0301	KASH KREIDER	11/02/2025	Manual	\$	35.00	1427
5655	TRIPP TATUM	11/02/2025	Manual	\$	37.50	1428
5644	BO TAYLOR	11/15/2025	Manual	\$	60.00	1429
5644	BO TAYLOR	11/15/2025	Manual	\$	40.00	1430
0288	TILDEN SHIVES	11/16/2025	Manual	\$	40.00	1431
0274	OMAR MOCTEZUMA	11/15/2025	Manual	\$	50.00	1440
0323	COLTER CARLSON	11/15/2025	Manual	\$	75.00	1441
5648	GANON CARLSON	11/15/2025	Manual	\$	45.00	1442
0324	WYATT TUCKER	11/15/2025	Manual	\$	30.00	1443
5648	GANON CARLSON	11/15/2025	Manual	\$	60.00	1444
5656	COOPER TATUM	11/15/2025	Manual	\$	40.00	1445
5655	TRIPP TATUM	11/15/2025	Manual	\$	50.00	1446
0276	ELLIE WARNER	11/15/2025	Manual	\$	45.00	1447
0281	MILLIE POWERS	11/15/2025	Manual	\$	30.00	1448
0282	CREECE CARLISLE	11/15/2025	Manual	\$	60.00	1449
0302	RIVER WEINBERG	11/15/2025	Manual	\$	40.00	1450
5642	QUINN WEINBERG	11/15/2025	Manual	\$	45.00	1451
0299	DILYN WEEKS	11/15/2025	Manual	\$	30.00	1452
0294	HARLEY BRADY	11/15/2025	Manual	\$	52.00	1453
5663	KAYCEE MURRAY	11/15/2025	Manual	\$	35.00	1454
0287	CHEYENNE LUEDECKE	11/15/2025	Manual	\$	25.00	1455
0282	CREECE CARLISLE	11/15/2025	Manual	\$	52.50	1456
0288	TILDEN SHIVES	11/15/2025	Manual	\$	35.00	1457
5642	QUINN WEINBERG	11/15/2025	Manual	\$	62.50	1458
0290	AUDREY WILKS	11/15/2025	Manual	\$	62.50	1459
0324	WYATT TUCKER	11/16/2025	Manual	\$	25.00	1461
0302	RIVER WEINBERG	11/16/2025	Manual	\$	60.00	1462
0287	CHEYENNE LUEDECKE	11/16/2025	Manual	\$	13.00	1463
0302	RIVER WEINBERG	11/16/2025	Manual	\$	52.50	1464
0298	CASHLYNN NICKES	11/16/2025	Manual	\$	35.00	1465
5642	QUINN WEINBERG	11/16/2025	Manual	\$	30.00	1466
5644	BO TAYLOR	11/16/2025	Manual	\$	52.50	1467
0288	TILDEN SHIVES	11/16/2025	Manual	\$	52.50	1468
0298	CASHLYNN NICKES	11/16/2025	Manual	\$	35.00	1469
5642	QUINN WEINBERG	11/16/2025	Manual	\$	62.50	1470
0290	AUDREY WILKS	11/16/2025	Manual	\$	63.00	1471
0282	CREECE CARLISLE	11/16/2025	Manual	\$	53.00	1472

0288	TILDEN SHIVES	11/16/2025	Manual	\$	35.00	1473
0293	CHANCEE JO CARLISLE	11/16/2025	Manual	\$	45.00	1474
5640	AVEIGH GALBREATH	11/16/2025	Manual	\$	37.50	1475
0282	CREECE CARLISLE	11/16/2025	Manual	\$	52.50	1476
0302	RIVER WEINBERG	11/16/2025	Manual	\$	35.00	1477
0299	DILYN WEEKS	11/16/2025	Manual	\$	63.00	1478
0290	AUDREY WILKS	11/16/2025	Manual	\$	50.00	1479
0267	STETSON RYAN	11/15/2025	Manual	\$	52.00	1480
0269	TRUETT RYAN	11/15/2025	Manual	\$	32.00	1481
0272	TANNER SHIVES	11/15/2025	Manual	\$	21.00	1482
0321	COOPER MARKUM	11/15/2025	Manual	\$	15.00	1483
0324	WYATT TUCKER	11/15/2025	Manual	\$	62.50	1486
0288	TILDEN SHIVES	11/15/2025	Manual	\$	52.50	1488
0298	CASHLYNN NICKES	11/15/2025	Manual	\$	35.00	1489
0288	TILDEN SHIVES	11/15/2025	Manual	\$	67.00	1492
0282	CREECE CARLISLE	11/15/2025	Manual	\$	45.00	1493
0293	CHANCEE JO CARLISLE	11/15/2025	Manual	\$	60.00	1494
5656	COOPER TATUM	11/15/2025	Manual	\$	40.00	1495
5640	AVEIGH GALBREATH	11/15/2025	Manual	\$	62.50	1496
0275	MINDY WARNER	11/15/2025	Manual	\$	13.00	1497
5642	QUINN WEINBERG	11/15/2025	Manual	\$	63.00	1498
0290	AUDREY WILKS	11/15/2025	Manual	\$	63.00	1499
0298	CASHLYNN NICKES	11/15/2025	Manual	\$	53.00	1500
0320	GUS LATTA	11/15/2025	Manual	\$	35.00	1501
0285	AUSTYN SHELL	11/15/2025	Manual	\$	45.00	1503
0325	ADALINE LATTA	11/15/2025	Manual	\$	30.00	1504
0290	AUDREY WILKS	11/15/2025	Manual	\$	62.50	1505
0290	AUDREY WILKS	11/15/2025	Manual	\$	50.00	1506
0267	STETSON RYAN	11/16/2025	Manual	\$	49.00	1507
0269	TRUETT RYAN	11/16/2025	Manual	\$	29.00	1508
0272	TANNER SHIVES	11/16/2025	Manual	\$	20.00	1509
0321	COOPER MARKUM	11/16/2025	Manual	\$	37.50	1510
0323	COLTER CARLSON	11/16/2025	Manual	\$	67.50	1511
5648	GANON CARLSON	11/16/2025	Manual	\$	45.00	1512
5648	GANON CARLSON	11/16/2025	Manual	\$	52.50	1513
0301	KASH KREIDER	11/16/2025	Manual	\$	35.00	1514
0295	EASTON KREIDER	11/16/2025	Manual	\$	37.50	1515
0299	DILYN WEEKS	11/16/2025	Manual	\$	45.00	1516
0294	HARLEY BRADY	11/16/2025	Manual	\$	50.00	1517
0282	CREECE CARLISLE	11/16/2025	Manual	\$	35.00	1518
0325	ADALINE LATTA	11/16/2025	Manual	\$	50.00	1519
0288	TILDEN SHIVES	11/16/2025	Manual	\$	40.00	1520
0299	DILYN WEEKS	11/16/2025	Manual	\$	62.50	1521
0294	HARLEY BRADY	11/16/2025	Manual	\$	62.50	1522
5663	KAYCEE MURRAY	11/16/2025	Manual	\$	50.00	1523
0293	CHANCEE JO CARLISLE	11/16/2025	Manual	\$	30.00	1524
5635	FAITH REED HAYS	11/16/2025	Manual	\$	62.50	1526
5642	QUINN WEINBERG	11/16/2025	Manual	\$	62.50	1529

**Check Report**

Date Range: 10/01/2025 - 12/31/2025

Vendor Number	Vendor Name	Payment Date	Payment Type	Payment Amount	Number
<b>Bank Code: 15-TWDB I &amp; S</b>					
2256	LLANO NATIONAL BANK	10/02/2025	Regular	\$ 1,744.93	251
2256	LLANO NATIONAL BANK	12/03/2025	Regular	\$ 1,744.93	252
2256	LLANO NATIONAL BANK	11/13/2025	Bank Draft	\$ 1,744.93	DFT0000110

**Check Report**

Date Range: 10/01/2025 - 12/31/2025

Vendor Number	Vendor Name	Payment Date	Payment Type	Payment Amount	Number
<b>Bank Code: 25-CHRISTMAS LIGHTING FUND</b>					
4977	CITIBANK	11/13/2025	Regular	\$ 474.87	2250
5688	LLANO REGIONAL HOSPITAL	11/24/2025	Regular	\$ 160.00	2251
5693	ROBIN MIMS	11/25/2025	Regular	\$ 500.00	2252
5605	AMAZON CAPITAL SERVICES	12/03/2025	Regular	\$ 365.98	2253
1126	BUTTERY COMPANY, L.L.P	12/03/2025	Regular	\$ 187.65	2254
3675	EUGENE LONG DBA LONGS LIGHTED ART	12/03/2025	Regular	\$ 7,160.00	2255

2673	PETTY CASH	12/03/2025	Regular	\$	200.00	2256
1126	BUTTERY COMPANY, L.L.P	12/03/2025	Regular	\$	200.10	2257
5605	AMAZON CAPITAL SERVICES	12/11/2025	Regular	\$	329.16	2258
1126	BUTTERY COMPANY, L.L.P	12/11/2025	Regular	\$	41.49	2259
4560	O'REILLY AUTOMOTIVE, LLC	12/11/2025	Regular	\$	7.88	2260
0212	SAMANTHA PECK	12/11/2025	Regular	\$	98.00	2261
5605	AMAZON CAPITAL SERVICES	12/17/2025	Regular	\$	17.29	2262
4977	CITIBANK	12/17/2025	Regular	\$	1,482.55	2263
3675	EUGENE LONG DBA LONGS LIGHTED ART	12/17/2025	Regular	\$	510.00	2264

**Check Report** **Date Range: 10/01/2025 - 12/31/2025**

Vendor Number	Vendor Name	Payment Date	Payment Type	Payment Amount	Number
<b>Bank Code: 90-LEDC</b>					
5280	CADENCE BANK	12/03/2025	Regular	\$ 45,250.60	1950

**Check Report** **Date Range: 10/01/2025 - 12/31/2025**

Vendor Number	Vendor Name	Payment Date	Payment Type	Payment Amount	Number
<b>Bank Code: 95-MAIN STREET</b>					
0138	A DICKENS OF A CHRISTMAS	10/16/2025	Regular	\$ 91.69	4413
4993	DELUXE ECHOSTAR LLC	10/16/2025	Regular	\$ 40.00	4414
3690	LLANO BAND BOOSTERS	10/16/2025	Regular	\$ 91.45	4415
5667	VARIANCE FILMS INC.	10/16/2025	Regular	\$ 304.20	4416
4226	WALT DISNEY STUDIOS	10/16/2025	Regular	\$ 367.66	4417
0690	CINEMA SERVICE INC.	10/23/2025	Regular	\$ 85.50	4418
4993	DELUXE ECHOSTAR LLC	10/23/2025	Regular	\$ 40.00	4419
5581	CAPITAL ONE	11/03/2025	Regular	\$ 130.71	4420
0690	CINEMA SERVICE INC.	11/18/2025	Regular	\$ 87.00	4421
2392	MASON BOTTLING CO	11/18/2025	Regular	\$ 171.00	4422
4993	DELUXE ECHOSTAR LLC	12/03/2025	Regular	\$ 40.00	4423
5697	LHS PROJECT GRADUATION	12/03/2025	Regular	\$ 271.86	4424
2392	MASON BOTTLING CO	12/11/2025	Regular	\$ 331.00	4425

**Check Report** **Date Range: 10/01/2025 - 12/31/2025**

Vendor Number	Vendor Name	Payment Date	Payment Type	Payment Amount	Number
<b>Bank Code: 99-POOLED CASH</b>					
4365	A-LINE AUTO PARTS #8	10/02/2025	Regular	\$ 20.82	96546
1027	ALL AMERICAN PUMP SOLUTIONS, INC	10/02/2025	Regular	\$ 13,917.50	96547
4577	ALLEN HOPSON	10/02/2025	Regular	\$ 2,712.50	96548
2486	AQUA BEVERAGE COMPANY	10/02/2025	Regular	\$ 61.98	96549
1014	ARROWHEAD BANK	10/02/2025	Regular	\$ 5,192.07	96550
5213	ATLAS UTILITY SUPPLY COMPANY	10/02/2025	Regular	\$ 8,604.00	96551
0808	ATMOS ENERGY INC.	10/02/2025	Regular	\$ 90.84	96552
1009	AVFUEL CORP	10/02/2025	Regular	\$ 40.00	96553
0109	BETTY NICOLE LADNIER	10/02/2025	Regular	\$ 330.00	96554
5129	BLAKE SCHULZE	10/02/2025	Regular	\$ 55.97	96555
0097	BROOKS WATSON & COMPANY	10/02/2025	Regular	\$ 5,500.00	96556
1126	BUTTERY COMPANY, L.L.P	10/02/2025	Regular	\$ 2,321.93	96557
	**Void**	10/02/2025	Regular	\$ -	96558
	**Void**	10/02/2025	Regular	\$ -	96559
5280	CADENCE BANK	10/02/2025	Regular	\$ 3,575.10	96560
0036	CHRIS FELAN	10/02/2025	Regular	\$ 112.00	96561
4670	CLS SEWER EQUIPMENT CO., INC.	10/02/2025	Regular	\$ 1,755.71	96562
0333	COMMERCE FLIGHT, LLC	10/02/2025	Regular	\$ 3,000.00	96563
5540	COMMON GROUND HOME & COMMERCIAL S	10/02/2025	Regular	\$ 10,605.81	96564
0316	DIVISION 1 CONCRETE	10/02/2025	Regular	\$ 9,800.00	96565
2064	DUSTIN POLK	10/02/2025	Regular	\$ 279.19	96566
0091	FREESE AND NICHOLS	10/02/2025	Regular	\$ 43,892.02	96567
5126	FRONTIER COMMUNICATIONS	10/02/2025	Regular	\$ 743.54	96568
5126	FRONTIER COMMUNICATIONS	10/02/2025	Regular	\$ 112.98	96569
1884	HACH CO., INC.	10/02/2025	Regular	\$ 1,179.89	96570
0765	INFINISOURCE, INC.	10/02/2025	Regular	\$ 993.82	96571

5331	KINGS III EMERGENCY COMMUNICATIONS, LLC	10/02/2025	Regular	\$	49.91	96572
0258	LAFE ALLEN	10/02/2025	Regular	\$	1,200.00	96573
0202	LELAND KRACHER	10/02/2025	Regular	\$	3,500.00	96574
0339	LIVELY SECURITY, LLC	10/02/2025	Regular	\$	1,474.00	96575
2240	LLANO CENTRAL APPRAISAL D	10/02/2025	Regular	\$	11,088.00	96576
2353	LLANO FAST LUBE	10/02/2025	Regular	\$	314.50	96577
2256	LLANO NATIONAL BANK	10/02/2025	Regular	\$	4,765.07	96578
2256	LLANO NATIONAL BANK	10/02/2025	Regular	\$	5,444.65	96579
0742	LLANO YOUTH SOCCER ASSOCIATION	10/02/2025	Regular	\$	4,000.00	96580
0107	LUIS SANCHEZ	10/02/2025	Regular	\$	250.00	96581
5634	NIRBO AQUATIC INC.	10/02/2025	Regular	\$	1,650.00	96582
5577	NORTHWEST CASCADE INC.	10/02/2025	Regular	\$	450.00	96583
4560	O'REILLY AUTOMOTIVE, LLC	10/02/2025	Regular	\$	22.99	96584
0265	ROCKIN LA PRODUCTIONS, LLC	10/02/2025	Regular	\$	1,100.00	96585
2229	RODE, INC.	10/02/2025	Regular	\$	244.32	96586
0954	SAM CHRISTOPHER	10/02/2025	Regular	\$	112.00	96587
4888	STEGER BIZZELL	10/02/2025	Regular	\$	7,500.00	96588
2909	STROEHER & SON INC.	10/02/2025	Regular	\$	1,399.64	96589
3162	TECHLINE, INC.	10/02/2025	Regular	\$	3,634.00	96590
3263	TEXAS ELECTRIC COOP	10/02/2025	Regular	\$	23,000.00	96591
4136	TEXAS FLEET FUEL OR FUELMAN	10/02/2025	Regular	\$	7,861.02	96592
5105	THIRD COAST DISTRIBUTING, LLC	10/02/2025	Regular	\$	20.99	96593
0011	TOP SHELF ENTITIES LLC	10/02/2025	Regular	\$	1,215.00	96594
3647	TRI-TO IMAGINE, INC.	10/02/2025	Regular	\$	3,304.75	96595
3669	TYLER TECHNOLOGIES, INC.	10/02/2025	Regular	\$	5,793.70	96596
3323	UNIFIRST CORPORATION INC	10/02/2025	Regular	\$	69.75	96597
0026	USIO OUTPUT SOLUTIONS INC	10/02/2025	Regular	\$	663.84	96598
0026	USIO OUTPUT SOLUTIONS INC	10/02/2025	Regular	\$	1,193.93	96599
5636	WARBIRD RESTORATION FOUNDATION	10/02/2025	Regular	\$	4,000.00	96600
0335	WESTWARD ENVIRONMENTAL INC.	10/02/2025	Regular	\$	1,257.50	96601
5189	XEROX FINANCIAL SERVICES, LLC	10/02/2025	Regular	\$	166.00	96602
5189	XEROX FINANCIAL SERVICES, LLC	10/02/2025	Regular	\$	590.00	96603
0454	YAMAHA	10/02/2025	Regular	\$	2,250.00	96604
4313	ZEECON WIRELESS INTERNET	10/02/2025	Regular	\$	80.00	96605
5664	SHANNON ANDERSON	10/07/2025	Regular	\$	250.00	96611
5280	CADENCE BANK	10/09/2025	Regular	\$	701.50	96612
1090	ACUSHNET CO DBA TITLEIST	10/16/2025	Regular	\$	1,050.59	96613
4486	AIRNAV.COM, LLC	10/16/2025	Regular	\$	129.00	96614
4365	A-LINE AUTO PARTS #8	10/16/2025	Regular	\$	149.92	96615
4577	ALLEN HOPSON	10/16/2025	Regular	\$	2,062.50	96616
5605	AMAZON CAPITAL SERVICES	10/16/2025	Regular	\$	550.37	96617
3893	AT & T MOBILITY	10/16/2025	Regular	\$	780.08	96618
3893	AT & T MOBILITY	10/16/2025	Regular	\$	714.48	96619
0808	ATMOS ENERGY INC.	10/16/2025	Regular	\$	96.28	96620
0808	ATMOS ENERGY INC.	10/16/2025	Regular	\$	117.28	96621
0808	ATMOS ENERGY INC.	10/16/2025	Regular	\$	86.48	96622
0808	ATMOS ENERGY INC.	10/16/2025	Regular	\$	93.62	96623
1009	AVFUEL CORP	10/16/2025	Regular	\$	65.34	96624
5576	BD HOLT CO	10/16/2025	Regular	\$	296.79	96625
0109	BETTY NICOLE LADNIER	10/16/2025	Regular	\$	330.00	96626
4081	BOVEY & COCHRAN, PLLC	10/16/2025	Regular	\$	3,311.50	96627
4638	BUREAU VERITAS NORTH AMERICA INC	10/16/2025	Regular	\$	176.92	96628
0210	BURKETT ENTERPRISES INC.	10/16/2025	Regular	\$	17,190.71	96629
1126	BUTTERY COMPANY, L.L.P	10/16/2025	Regular	\$	52.39	96630
1296	CENTRAL TEXAS ELECTRIC CO	10/16/2025	Regular	\$	11,672.31	96631
4011	CHANAS AGGREGATES, LLC	10/16/2025	Regular	\$	632.10	96632
0314	CHEMNATION, INC.	10/16/2025	Regular	\$	541.14	96633
0841	CITY OF LLANO	10/16/2025	Regular	\$	9,687.53	96634
5621	COUFAL-PRATER EQUIPMENT LLC	10/16/2025	Regular	\$	112.18	96635
5126	FRONTIER COMMUNICATIONS	10/16/2025	Regular	\$	96.24	96636
5126	FRONTIER COMMUNICATIONS	10/16/2025	Regular	\$	102.47	96637
1883	GREGORY CONFER	10/16/2025	Regular	\$	105.00	96638
1884	HACH CO., INC.	10/16/2025	Regular	\$	6,197.45	96639
5511	INDUSTRIAL INSTANCE, LLC	10/16/2025	Regular	\$	1,875.00	96640
0765	INFINISOURCE, INC.	10/16/2025	Regular	\$	164.84	96641
0397	IWORQ SYSTEMS INC.	10/16/2025	Regular	\$	1,655.00	96642
3589	KARL TATSCH	10/16/2025	Regular	\$	250.00	96643

0100	KCL GROUP BENEFITS	10/16/2025	Regular	\$	3,618.63	96644
0198	KIMMEL AVIATION INSURANCE AGENCY	10/16/2025	Regular	\$	1,766.00	96645
4335	LOCALINUX, INC. DBA	10/16/2025	Regular	\$	10.00	96646
0012	MEGAN EZELL	10/16/2025	Regular	\$	140.00	96647
5577	NORTHWEST CASCADE INC.	10/16/2025	Regular	\$	112.50	96648
0494	OMNI/BASE SERVICES OF TEX	10/16/2025	Regular	\$	12.00	96649
5537	POLYDYNE INC.	10/16/2025	Regular	\$	1,890.00	96650
0225	QUIKCOLOR	10/16/2025	Regular	\$	616.00	96651
2863	RHEA & SONS ENTERPRISES, INC.	10/16/2025	Regular	\$	7,353.70	96652
0954	SAM CHRISTOPHER	10/16/2025	Regular	\$	164.94	96653
2917	SAN SABA PRINTING, LLC	10/16/2025	Regular	\$	35.48	96654
3061	SCHNEIDER ENGINEERING, INC	10/16/2025	Regular	\$	750.00	96655
5556	SNEED, VINE & PERRY, P.C.	10/16/2025	Regular	\$	9,428.07	96656
5476	STANDARD INSURANCE COMPANY	10/16/2025	Regular	\$	1,639.49	96657
4836	SYSCO CENTRAL TEXAS	10/16/2025	Regular	\$	651.63	96658
3162	TECHLINE, INC.	10/16/2025	Regular	\$	5,765.00	96659
5290	TEXAS EXCAVATION SAFETY SYS. INC.	10/16/2025	Regular	\$	24.15	96660
3154	TEXAS MUNICIPAL LEAGUE	10/16/2025	Regular	\$	262,800.72	96661
3175	TEXAS WATER UTILITIES	10/16/2025	Regular	\$	270.00	96662
5172	TML HEALTH	10/16/2025	Regular	\$	46,500.64	96663
3669	TYLER TECHNOLOGIES, INC.	10/16/2025	Regular	\$	117,671.87	96664
3323	UNIFIRST CORPORATION INC	10/16/2025	Regular	\$	139.50	96665
5038	US OXO, L.L.C.	10/16/2025	Regular	\$	46.50	96666
4784	USABLUEBOOK	10/16/2025	Regular	\$	291.54	96667
0062	WTX SUPPLY CO.	10/16/2025	Regular	\$	165.80	96668
5670	DILLARD, RENAE	10/16/2025	Regular	\$	15.03	96669
5673	KENNEDY, DONNA & RICHARD	10/16/2025	Regular	\$	171.32	96670
5671	NOVAK, BENJAMIN	10/16/2025	Regular	\$	144.55	96671
5669	REED, RONNIE	10/16/2025	Regular	\$	75.56	96672
5672	REIMER, KRISTLE	10/16/2025	Regular	\$	67.75	96673
4405	3CGEO	10/23/2025	Regular	\$	400.00	96678
0138	A DICKENS OF A CHRISTMAS	10/23/2025	Regular	\$	520.00	96679
0065	ALAN BURDELL	10/23/2025	Regular	\$	139.99	96680
4365	A-LINE AUTO PARTS #8	10/23/2025	Regular	\$	90.00	96681
5297	ALMIGHTY SERVICES, LLC	10/23/2025	Regular	\$	179.00	96682
5605	AMAZON CAPITAL SERVICES	10/23/2025	Regular	\$	86.77	96683
1009	AVFUEL CORP	10/23/2025	Regular	\$	40.00	96684
0015	BANDERA ELECTRIC COOPERATIVE	10/23/2025	Regular	\$	4,598.50	96685
1126	BUTTERY COMPANY, L.L.P	10/23/2025	Regular	\$	421.30	96686
0314	CHEMNATION, INC.	10/23/2025	Regular	\$	798.59	96687
4977	CITIBANK	10/23/2025	Regular	\$	26,699.75	96688
5540	COMMON GROUND HOME & COMMERCIAL S	10/23/2025	Regular	\$	775.00	96689
5621	COUFAL-PRATER EQUIPMENT LLC	10/23/2025	Regular	\$	3,438.58	96690
3958	DSHS CENTRAL LAB MC2004	10/23/2025	Regular	\$	414.00	96691
2064	DUSTIN POLK	10/23/2025	Regular	\$	329.44	96692
4846	ENVIRONMENTAL MONITORING LABORATORY	10/23/2025	Regular	\$	1,890.14	96693
5676	FINLEY DEGRAFFENRIED	10/23/2025	Regular	\$	188.00	96694
1089	FRANK GRIGGS POST 370	10/23/2025	Regular	\$	651.30	96695
0091	FREESE AND NICHOLS	10/23/2025	Regular	\$	10,503.36	96696
5452	HINDS PAVING	10/23/2025	Regular	\$	5,494.50	96697
0765	INFINISOURCE, INC.	10/23/2025	Regular	\$	158.50	96698
0266	JOHN BAUER	10/23/2025	Regular	\$	454.00	96699
3589	KARL TATSCH	10/23/2025	Regular	\$	250.00	96700
4582	KELLI TUDYK	10/23/2025	Regular	\$	454.00	96701
5386	KIMBERLEY WAGNER	10/23/2025	Regular	\$	188.00	96702
5331	KINGS III EMERGENCY COMMUNICATIONS, LLC	10/23/2025	Regular	\$	99.82	96703
5274	KOLOGIK	10/23/2025	Regular	\$	1,200.00	96704
5569	LAURA ALMOND	10/23/2025	Regular	\$	454.00	96705
2236	LLANO CHAMBER OF COMMERCE	10/23/2025	Regular	\$	4,000.00	96706
0032	LLANO STATION AUTOMOTIVE LLC	10/23/2025	Regular	\$	200.00	96707
4890	LLOYD GOSSELINK	10/23/2025	Regular	\$	1,657.50	96708
5045	MCI COMM SERVICE	10/23/2025	Regular	\$	16.71	96709
0247	NATIONAL WORKS INC.	10/23/2025	Regular	\$	94,028.04	96710
2673	PETTY CASH	10/23/2025	Regular	\$	54.47	96711
0140	PLUMMER	10/23/2025	Regular	\$	11,898.65	96712
4770	PUMP MECHANICAL TECHNICAL SERVICES, LLC	10/23/2025	Regular	\$	82,218.50	96713
1538	PVS DX INC.	10/23/2025	Regular	\$	734.51	96714

2863	RHEA & SONS ENTERPRISES, INC.	10/23/2025	Regular	\$	3,889.77	96715
5677	RICH HOUSTON	10/23/2025	Regular	\$	50.00	96716
2229	RODE, INC.	10/23/2025	Regular	\$	158.66	96717
4888	STEGER BIZZELL	10/23/2025	Regular	\$	62,692.79	96718
2909	STROEHER & SON INC.	10/23/2025	Regular	\$	1,735.71	96719
4836	SYSCO CENTRAL TEXAS	10/23/2025	Regular	\$	607.75	96720
4584	T7 ENTERPRISES, LLC	10/23/2025	Regular	\$	96.00	96721
0148	TANTALUS SYSTEMS, INC.	10/23/2025	Regular	\$	2,864.58	96722
3602	TECHLINE PIPE, L.P.	10/23/2025	Regular	\$	2,754.67	96723
3162	TECHLINE, INC.	10/23/2025	Regular	\$	1,917.00	96724
0388	TEXAS COMMISSION ON ENVIRONMENTAL QL	10/23/2025	Regular	\$	3,473.53	96725
4614	THE LIONS CLUB OF LLANO	10/23/2025	Regular	\$	600.00	96726
5105	THIRD COAST DISTRIBUTING, LLC	10/23/2025	Regular	\$	569.39	96727
5339	TONY GUIDROZ	10/23/2025	Regular	\$	624.00	96728
3669	TYLER TECHNOLOGIES, INC.	10/23/2025	Regular	\$	60.00	96729
3323	UNIFIRST CORPORATION INC	10/23/2025	Regular	\$	69.75	96730
5038	US OXO, L.L.C.	10/23/2025	Regular	\$	79.54	96731
4784	USABLUBOOK	10/23/2025	Regular	\$	201.20	96732
4247	VERIZON BUSINESS NETWORK SERV INC.	10/23/2025	Regular	\$	8.36	96733
0986	WASTE CONNECTIONS	10/23/2025	Regular	\$	68,774.74	96734
5060	WASTEWATER TRANSPORT SERVICES, LLC	10/23/2025	Regular	\$	1,574.14	96735
0062	WTX SUPPLY CO.	10/23/2025	Regular	\$	55.06	96736
0305	WILLDAN FINANCIAL SERVICES	10/23/2025	Regular	\$	600.00	96737
4577	ALLEN HOPSON	10/28/2025	Regular	\$	2,062.50	96738
0109	BETTY NICOLE LADNIER	10/28/2025	Regular	\$	330.00	96739
4365	A-LINE AUTO PARTS #8	11/03/2025	Regular	\$	22.00	96743
5605	AMAZON CAPITAL SERVICES	11/03/2025	Regular	\$	130.92	96744
1014	ARROWHEAD BANK	11/03/2025	Regular	\$	5,192.07	96745
0808	ATMOS ENERGY INC.	11/03/2025	Regular	\$	107.18	96746
0808	ATMOS ENERGY INC.	11/03/2025	Regular	\$	99.01	96747
0808	ATMOS ENERGY INC.	11/03/2025	Regular	\$	105.86	96748
0808	ATMOS ENERGY INC.	11/03/2025	Regular	\$	103.57	96749
1009	AVFUEL CORP	11/03/2025	Regular	\$	30,712.11	96750
1006	BIG DEAT, INC. DBA	11/03/2025	Regular	\$	385.00	96751
0326	BMLM VENTURES LLC DBA	11/03/2025	Regular	\$	269.44	96752
4638	BUREAU VERITAS NORTH AMERICA INC	11/03/2025	Regular	\$	9,558.86	96753
1126	BUTTERY COMPANY, L.L.P	11/03/2025	Regular	\$	1,205.86	96754
5280	CADENCE BANK	11/03/2025	Regular	\$	3,575.10	96755
0013	CATHRYN RAY	11/03/2025	Regular	\$	198.00	96756
4519	EWING IRRIGATION	11/03/2025	Regular	\$	91.95	96757
0091	FREESE AND NICHOLS	11/03/2025	Regular	\$	16,174.55	96758
5126	FRONTIER COMMUNICATIONS	11/03/2025	Regular	\$	755.33	96759
5126	FRONTIER COMMUNICATIONS	11/03/2025	Regular	\$	112.98	96760
5126	FRONTIER COMMUNICATIONS	11/03/2025	Regular	\$	184.68	96761
1884	HACH CO., INC.	11/03/2025	Regular	\$	747.71	96762
0087	JM TEST SYSTEMS, LLC	11/03/2025	Regular	\$	3,506.00	96763
5680	JOE'S BAR IN LLANO, LLC	11/03/2025	Regular	\$	500.00	96764
0258	LAFE ALLEN	11/03/2025	Regular	\$	1,200.00	96765
0234	LARRY SAWYER	11/03/2025	Regular	\$	115.00	96766
4914	LCRA	11/03/2025	Regular	\$	240.00	96767
2232	LLANO COUNTY	11/03/2025	Regular	\$	2,025.00	96768
2256	LLANO NATIONAL BANK	11/03/2025	Regular	\$	5,444.65	96769
2256	LLANO NATIONAL BANK	11/03/2025	Regular	\$	4,765.07	96770
2237	LLANO PUBLISHING CO., INC.	11/03/2025	Regular	\$	48.75	96771
0742	LLANO YOUTH SOCCER ASSOCIATION	11/03/2025	Regular	\$	4,000.00	96772
4335	LOCALLINUX, INC. DBA	11/03/2025	Regular	\$	10.00	96773
5577	NORTHWEST CASCADE INC.	11/03/2025	Regular	\$	569.50	96774
2659	OFFICE DEPOT	11/03/2025	Regular	\$	357.04	96775
4560	O'REILLY AUTOMOTIVE, LLC	11/03/2025	Regular	\$	73.44	96776
0209	OUT BACK PARTY RENTALS LLC	11/03/2025	Regular	\$	2,461.00	96777
2673	PETTY CASH	11/03/2025	Regular	\$	400.00	96778
1538	PVS DX INC.	11/03/2025	Regular	\$	364.51	96779
2863	RHEA & SONS ENTERPRISES, INC.	11/03/2025	Regular	\$	496.52	96780
2229	RODE, INC.	11/03/2025	Regular	\$	150.00	96781
3061	SCHNEIDER ENGINEERING, INC	11/03/2025	Regular	\$	9,300.00	96782
5580	SIMPLOT AB RETAIL, INC.	11/03/2025	Regular	\$	623.00	96783
0203	STEPHEN COVINGTON	11/03/2025	Regular	\$	6,500.00	96784

2909	STROEHER & SON INC.	11/03/2025	Regular	\$	2,167.03	96785
4836	SYSCO CENTRAL TEXAS	11/03/2025	Regular	\$	1,047.28	96786
0111	TAMMY FRIEDRICH	11/03/2025	Regular	\$	840.00	96787
0084	TDK OPERATIONS LLC	11/03/2025	Regular	\$	1,778.25	96788
4055	TEXAS ELECTRIC COOPERATIVES, INC.	11/03/2025	Regular	\$	3,800.38	96789
4136	TEXAS FLEET FUEL OR FUELMAN	11/03/2025	Regular	\$	8,637.28	96790
5105	THIRD COAST DISTRIBUTING, LLC	11/03/2025	Regular	\$	133.75	96791
5339	TONY GUIDROZ	11/03/2025	Regular	\$	40.00	96792
3272	T-POST FENCING, INC.	11/03/2025	Regular	\$	4,519.30	96793
3323	UNIFIRST CORPORATION INC	11/03/2025	Regular	\$	69.75	96794
3402	WAUKESHA-PEARCE INDUSTRIE	11/03/2025	Regular	\$	6,323.18	96795
5678	WELD INSPECTION & CERTIFICATION LLC	11/03/2025	Regular	\$	738.00	96796
0454	YAMAHA	11/03/2025	Regular	\$	2,250.00	96797
4313	ZEECON WIRELESS INTERNET	11/03/2025	Regular	\$	80.00	96798
0200	AARON TAYLOR	11/05/2025	Regular	\$	2,500.00	96799
1090	ACUSHNET CO DBA TITLEIST	11/05/2025	Regular	\$	1,994.38	96800
0065	ALAN BURDELL	11/05/2025	Regular	\$	358.89	96801
2486	AQUA BEVERAGE COMPANY	11/05/2025	Regular	\$	129.23	96802
5388	BOARDTRONICS, INC.	11/05/2025	Regular	\$	1,493.55	96803
4081	BOVEY & COCHRAN, PLLC	11/05/2025	Regular	\$	2,331.74	96804
1126	BUTTERY COMPANY, L.L.P	11/05/2025	Regular	\$	407.52	96805
1296	CENTRAL TEXAS ELECTRIC CO	11/05/2025	Regular	\$	10,087.64	96806
5681	COMMEMORATIVE AIR FORCE	11/05/2025	Regular	\$	6,000.00	96807
0201	COMMEMORATIVE AIR FORCE INC.	11/05/2025	Regular	\$	1,250.00	96808
5540	COMMON GROUND HOME & COMMERCIAL S	11/05/2025	Regular	\$	7,125.00	96809
5682	DONALD CHRIS ROUNDS	11/05/2025	Regular	\$	5,000.00	96810
0199	JEFF COPSETTA	11/05/2025	Regular	\$	1,000.00	96811
0205	KAREN ADAMS BRINKLEY	11/05/2025	Regular	\$	(500.00)	96812
0205	KAREN ADAMS BRINKLEY	11/05/2025	Regular	\$	500.00	96812
4807	LINEBARGER GOGGAN	11/05/2025	Regular	\$	79.80	96813
2236	LLANO CHAMBER OF COMMERCE	11/05/2025	Regular	\$	29,577.13	96814
2235	LLANO CO. HISTORICAL SOCI	11/05/2025	Regular	\$	2,288.78	96815
2235	LLANO CO. HISTORICAL SOCI	11/05/2025	Regular	\$	3,204.11	96816
2229	RODE, INC.	11/05/2025	Regular	\$	434.20	96817
3162	TECHLINE, INC.	11/05/2025	Regular	\$	13,047.72	96818
5517	TELLUS EQUIPMENT SOLUTIONS	11/05/2025	Regular	\$	3,331.69	96819
3647	TRI-TO IMAGINE, INC.	11/05/2025	Regular	\$	3,304.75	96820
0026	USIO OUTPUT SOLUTIONS INC	11/05/2025	Regular	\$	1,225.04	96821
0026	USIO OUTPUT SOLUTIONS INC	11/05/2025	Regular	\$	468.55	96822
0211	DAVID ANDERSON	11/10/2025	Regular	\$	861.00	96823
0207	GERALD ALLEN MITCHELL	11/10/2025	Regular	\$	2,800.00	96824
2673	PETTY CASH	11/10/2025	Regular	\$	205.69	96825
4577	ALLEN HOPSON	11/13/2025	Regular	\$	4,012.50	96826
5605	AMAZON CAPITAL SERVICES	11/13/2025	Regular	\$	350.22	96827
3893	AT & T MOBILITY	11/13/2025	Regular	\$	716.59	96828
3893	AT & T MOBILITY	11/13/2025	Regular	\$	714.48	96829
1009	AVFUEL CORP	11/13/2025	Regular	\$	11,227.97	96830
5685	B&H PHOTO VIDEO	11/13/2025	Regular	\$	3,732.46	96831
0135	BELL CONTRACTORS, INC.	11/13/2025	Regular	\$	152,770.88	96832
0109	BETTY NICOLE LADNIER	11/13/2025	Regular	\$	330.00	96833
4011	CHANAS AGGREGATES, LLC	11/13/2025	Regular	\$	962.36	96834
4820	CHEMTRADE CHEMICALS US LLC	11/13/2025	Regular	\$	12,168.01	96835
4977	CITIBANK	11/13/2025	Regular	\$	14,036.46	96836
0841	CITY OF LLANO	11/13/2025	Regular	\$	9,895.70	96837
5540	COMMON GROUND HOME & COMMERCIAL S	11/13/2025	Regular	\$	2,412.45	96838
0031	D SCHNEIDER ENTERPRISES LLCS	11/13/2025	Regular	\$	754.03	96839
2064	DUSTIN POLK	11/13/2025	Regular	\$	621.00	96840
4846	ENVIRONMENTAL MONITORING LABORATORY	11/13/2025	Regular	\$	2,173.86	96841
5126	FRONTIER COMMUNICATIONS	11/13/2025	Regular	\$	102.47	96842
5126	FRONTIER COMMUNICATIONS	11/13/2025	Regular	\$	96.24	96843
1884	HACH CO., INC.	11/13/2025	Regular	\$	42,872.64	96844
5057	HILTI, INC.	11/13/2025	Regular	\$	524.00	96845
0765	INFINISOURCE, INC.	11/13/2025	Regular	\$	186.48	96846
5192	JAH-CON INSTRUMENTATION, LLC	11/13/2025	Regular	\$	530.00	96847
0100	KCL GROUP BENEFITS	11/13/2025	Regular	\$	4,084.32	96848
2235	LLANO CO. HISTORICAL SOCI	11/13/2025	Regular	\$	3,145.55	96849
2353	LLANO FAST LUBE	11/13/2025	Regular	\$	199.80	96850

2237	LLANO PUBLISHING CO., INC.	11/13/2025	Regular	\$	33.75	96851
0906	MARA DUDLEY	11/13/2025	Regular	\$	797.04	96852
0012	MEGAN EZELL	11/13/2025	Regular	\$	140.00	96853
4752	METRO FIRE	11/13/2025	Regular	\$	455.35	96854
5577	NORTHWEST CASCADE INC.	11/13/2025	Regular	\$	2,332.50	96855
0140	PLUMMER	11/13/2025	Regular	\$	13,849.90	96856
1538	PVS DX INC.	11/13/2025	Regular	\$	546.77	96857
0225	QUIKCOLOR	11/13/2025	Regular	\$	480.00	96858
0418	RDO EQUIPMENT CO.	11/13/2025	Regular	\$	3,247.51	96859
2863	RHEA & SONS ENTERPRISES, INC.	11/13/2025	Regular	\$	562.15	96860
0265	ROCKIN LA PRODUCTIONS, LLC	11/13/2025	Regular	\$	960.00	96861
5683	RYAN GUIDROZ	11/13/2025	Regular	\$	750.00	96862
2917	SAN SABA PRINTING, LLC	11/13/2025	Regular	\$	81.00	96863
3061	SCHNEIDER ENGINEERING, INC	11/13/2025	Regular	\$	750.00	96864
5556	SNEED, VINE & PERRY, P.C.	11/13/2025	Regular	\$	45,892.57	96865
2909	STROEHER & SON INC.	11/13/2025	Regular	\$	2,079.60	96866
4836	SYSCO CENTRAL TEXAS	11/13/2025	Regular	\$	691.26	96867
3602	TECHLINE PIPE, L.P.	11/13/2025	Regular	\$	4,398.19	96868
3162	TECHLINE, INC.	11/13/2025	Regular	\$	1,138.94	96869
4024	TEXAS COMPTROLLER OF PUBLIC ACCOUNTS	11/13/2025	Regular	\$	100.00	96870
5290	TEXAS EXCAVATION SAFETY SYS. INC.	11/13/2025	Regular	\$	32.20	96871
3154	TEXAS MUNICIPAL LEAGUE	11/13/2025	Regular	\$	232.26	96872
5686	THE HARTFORD INSURANCE GROUP	11/13/2025	Regular	\$	1,281.22	96873
5105	THIRD COAST DISTRIBUTING, LLC	11/13/2025	Regular	\$	82.97	96874
5172	TML HEALTH	11/13/2025	Regular	\$	52,067.90	96875
3669	TYLER TECHNOLOGIES, INC.	11/13/2025	Regular	\$	6,128.00	96876
3886	ULINE	11/13/2025	Regular	\$	405.08	96877
3323	UNIFIRST CORPORATION INC	11/13/2025	Regular	\$	209.25	96878
5038	US OXO, L.L.C.	11/13/2025	Regular	\$	50.13	96879
4784	USABLUBOOK	11/13/2025	Regular	\$	443.27	96880
5060	WASTEWATER TRANSPORT SERVICES, LLC	11/13/2025	Regular	\$	3,935.34	96881
0261	WAY LATE ICE LLC	11/13/2025	Regular	\$	550.00	96882
0062	WTX SUPPLY CO.	11/13/2025	Regular	\$	358.49	96883
5437	WHITEHEADVANSLLANO, LLC	11/13/2025	Regular	\$	1,715.44	96884
0305	WILLDAN FINANCIAL SERVICES	11/13/2025	Regular	\$	1,355.00	96885
5189	XEROX FINANCIAL SERVICES, LLC	11/13/2025	Regular	\$	590.00	96886
5189	XEROX FINANCIAL SERVICES, LLC	11/13/2025	Regular	\$	166.00	96887
4577	ALLEN HOPSON	11/18/2025	Regular	\$	2,062.50	96892
0109	BETTY NICOLE LADNIER	11/18/2025	Regular	\$	330.00	96893
0215	CARA HEWITT	11/18/2025	Regular	\$	1,725.00	96894
0013	CATHRYN RAY	11/18/2025	Regular	\$	1,333.80	96895
3843	MCCOY TREE SURGERY COMPANY, INC.	11/18/2025	Regular	\$	13,288.70	96896
5619	MEGAN ESPARZA	11/18/2025	Regular	\$	575.00	96897
0954	SAM CHRISTOPHER	11/18/2025	Regular	\$	1,260.00	96898
0218	SYDNEE MOORE	11/18/2025	Regular	\$	680.00	96899
5509	VERNON CANTER	11/18/2025	Regular	\$	1,675.00	96900
0138	A DICKENS OF A CHRISTMAS	11/24/2025	Regular	\$	3,731.30	96901
4638	BUREAU VERITAS NORTH AMERICA INC	11/24/2025	Regular	\$	1,089.19	96902
5098	DEVAULT HOME SECURITY & INNOVATIVE COI	11/24/2025	Regular	\$	953.88	96903
5687	MAGNUS PERFORMANCE & WELLNESS	11/24/2025	Regular	\$	1,095.49	96904
3843	MCCOY TREE SURGERY COMPANY, INC.	11/24/2025	Regular	\$	15,231.40	96905
5045	MCI COMM SERVICE	11/24/2025	Regular	\$	16.71	96906
2746	PROFESSIONAL TURF PRODUCT	11/24/2025	Regular	\$	13,651.75	96907
0213	URIDEZ LLC	11/24/2025	Regular	\$	3,312.00	96908
4247	VERIZON BUSINESS NETWORK SERV INC.	11/24/2025	Regular	\$	8.36	96909
0986	WASTE CONNECTIONS	11/24/2025	Regular	\$	77,595.52	96910
5691	ANDERSON, JENNA	11/24/2025	Regular	\$	12.39	96911
5689	JMSR ENTERPRISES, LLC	11/24/2025	Regular	\$	165.72	96912
5692	SHUFORD, TANNER	11/24/2025	Regular	\$	71.96	96913
5690	TROIS, CHARLES	11/24/2025	Regular	\$	260.00	96914
0258	LAFF ALLEN	11/25/2025	Regular	\$	1,200.00	96915
5694	REBECCA VAUGHN	11/25/2025	Regular	\$	150.00	96916
0808	ATMOS ENERGY INC.	12/03/2025	Regular	\$	99.01	96920
1009	AVFUEL CORP	12/03/2025	Regular	\$	40.00	96921
0015	BANDERA ELECTRIC COOPERATIVE	12/03/2025	Regular	\$	4,598.50	96922
1006	BIG DEAT, INC. DBA	12/03/2025	Regular	\$	505.00	96923
4519	EWING IRRIGATION	12/03/2025	Regular	\$	91.95	96924

5695	FD INTERNATIONAL INC	12/03/2025	Regular	\$	350.00	96925
5126	FRONTIER COMMUNICATIONS	12/03/2025	Regular	\$	184.68	96926
5317	HEART OF TEXAS PROPANE	12/03/2025	Regular	\$	407.00	96927
5452	HINDS PAVING	12/03/2025	Regular	\$	5,494.50	96928
4405	3CGEO	12/03/2025	Regular	\$	400.00	97429
1090	ACUSHNET CO DBA TITLEIST	12/03/2025	Regular	\$	3,759.55	97430
0065	ALAN BURDELL	12/03/2025	Regular	\$	108.16	97431
4365	A-LINE AUTO PARTS #8	12/03/2025	Regular	\$	326.21	97432
1027	ALL AMERICAN PUMP SOLUTIONS, INC	12/03/2025	Regular	\$	1,147.91	97433
5605	AMAZON CAPITAL SERVICES	12/03/2025	Regular	\$	618.70	97434
2486	AQUA BEVERAGE COMPANY	12/03/2025	Regular	\$	112.92	97435
1014	ARROWHEAD BANK	12/03/2025	Regular	\$	5,192.07	97436
0808	ATMOS ENERGY INC.	12/03/2025	Regular	\$	102.44	97437
0097	BROOKS WATSON & COMPANY	12/03/2025	Regular	\$	20,000.00	97438
1126	BATTERY COMPANY, L.L.P	12/03/2025	Regular	\$	2,017.77	97439
	**Void**	12/03/2025	Regular	\$	-	97440
	**Void**	12/03/2025	Regular	\$	-	97441
5280	CADENCE BANK	12/03/2025	Regular	\$	3,575.10	97442
1296	CENTRAL TEXAS ELECTRIC CO	12/03/2025	Regular	\$	8,078.50	97443
4011	CHANAS AGGREGATES, LLC	12/03/2025	Regular	\$	984.39	97444
4670	CLS SEWER EQUIPMENT CO., INC.	12/03/2025	Regular	\$	37.53	97445
1463	COLLIER MATERIALS INC.	12/03/2025	Regular	\$	1,144.13	97446
2064	DUSTIN POLK	12/03/2025	Regular	\$	142.50	97447
0091	FREESE AND NICHOLS	12/03/2025	Regular	\$	16,727.89	97448
5126	FRONTIER COMMUNICATIONS	12/03/2025	Regular	\$	112.98	97449
5126	FRONTIER COMMUNICATIONS	12/03/2025	Regular	\$	756.73	97450
0239	G4 GEOMETRIC RESOURCES LLC	12/03/2025	Regular	\$	1,316.20	97451
1883	GREGORY CONFER	12/03/2025	Regular	\$	420.00	97452
1884	HACH CO., INC.	12/03/2025	Regular	\$	1,559.89	97453
5311	KARA GILLILAND	12/03/2025	Regular	\$	772.40	97454
0100	KCL GROUP BENEFITS	12/03/2025	Regular	\$	3,638.06	97455
5331	KINGS III EMERGENCY COMMUNICATIONS, LLC	12/03/2025	Regular	\$	49.91	97456
0234	LARRY SAWYER	12/03/2025	Regular	\$	2,775.50	97457
4914	LCRA	12/03/2025	Regular	\$	240.00	97458
2353	LLANO FAST LUBE	12/03/2025	Regular	\$	570.00	97459
2256	LLANO NATIONAL BANK	12/03/2025	Regular	\$	4,765.07	97460
2256	LLANO NATIONAL BANK	12/03/2025	Regular	\$	5,444.65	97461
2237	LLANO PUBLISHING CO., INC.	12/03/2025	Regular	\$	120.00	97462
4335	LOCALINUX, INC. DBA	12/03/2025	Regular	\$	10.00	97463
0107	LUIS SANCHEZ	12/03/2025	Regular	\$	250.00	97464
2659	OFFICE DEPOT	12/03/2025	Regular	\$	211.91	97465
4560	O'REILLY AUTOMOTIVE, LLC	12/03/2025	Regular	\$	41.46	97466
5559	PROGRESSIVE COMMERCIAL AQUATICS, INC.	12/03/2025	Regular	\$	9,721.00	97467
1538	PVS DX INC.	12/03/2025	Regular	\$	886.77	97468
0418	RDO EQUIPMENT CO.	12/03/2025	Regular	\$	2,458.83	97469
0265	ROCKIN LA PRODUCTIONS, LLC	12/03/2025	Regular	\$	860.00	97470
2917	SAN SABA PRINTING, LLC	12/03/2025	Regular	\$	440.00	97471
5476	STANDARD INSURANCE COMPANY	12/03/2025	Regular	\$	2,162.36	97472
4888	STEGER BIZZELL	12/03/2025	Regular	\$	67,389.04	97473
2909	STROEHER & SON INC.	12/03/2025	Regular	\$	1,059.56	97474
4836	SYSCO CENTRAL TEXAS	12/03/2025	Regular	\$	800.69	97475
3602	TECHLINE PIPE, L.P.	12/03/2025	Regular	\$	4,667.74	97476
3162	TECHLINE, INC.	12/03/2025	Regular	\$	25,160.42	97477
0388	TEXAS COMMISSION ON ENVIRONMENTAL QL	12/03/2025	Regular	\$	4,593.30	97478
5290	TEXAS EXCAVATION SAFETY SYS. INC.	12/03/2025	Regular	\$	21.85	97479
4136	TEXAS FLEET FUEL OR FUELMAN	12/03/2025	Regular	\$	6,875.89	97480
5105	THIRD COAST DISTRIBUTING, LLC	12/03/2025	Regular	\$	665.01	97481
3177	TMCA, INC.	12/03/2025	Regular	\$	125.00	97482
5172	TML HEALTH	12/03/2025	Regular	\$	48,944.12	97483
5684	TRISTEN ADAMS	12/03/2025	Regular	\$	65.00	97484
3647	TRI-TO IMAGINE, INC.	12/03/2025	Regular	\$	3,304.75	97485
5512	TURF DIAGNOSTICS INC.	12/03/2025	Regular	\$	95.00	97486
3323	UNIFIRST CORPORATION INC	12/03/2025	Regular	\$	139.50	97487
5038	US OXO, L.L.C.	12/03/2025	Regular	\$	27.43	97488
4784	USABLUBOOK	12/03/2025	Regular	\$	166.18	97489
0062	WTX SUPPLY CO.	12/03/2025	Regular	\$	1,109.23	97490
0335	WESTWARD ENVIRONMENTAL INC.	12/03/2025	Regular	\$	10,190.00	97491

5189	XEROX FINANCIAL SERVICES, LLC	12/03/2025	Regular	\$	166.00	97492
5189	XEROX FINANCIAL SERVICES, LLC	12/03/2025	Regular	\$	590.00	97493
0454	YAMAHA	12/03/2025	Regular	\$	2,250.00	97494
4313	ZEECON WIRELESS INTERNET	12/03/2025	Regular	\$	80.00	97495
1622	A-7 AUSTIN, LTD	12/11/2025	Regular	\$	357.32	97496
4365	A-LINE AUTO PARTS #8	12/11/2025	Regular	\$	88.81	97497
4577	ALLEN HOPSON	12/11/2025	Regular	\$	2,712.50	97498
5605	AMAZON CAPITAL SERVICES	12/11/2025	Regular	\$	71.12	97499
3893	AT & T MOBILITY	12/11/2025	Regular	\$	737.78	97500
0808	ATMOS ENERGY INC.	12/11/2025	Regular	\$	99.01	97501
0808	ATMOS ENERGY INC.	12/11/2025	Regular	\$	107.18	97502
0808	ATMOS ENERGY INC.	12/11/2025	Regular	\$	108.38	97503
0109	BETTY NICOLE LADNIER	12/11/2025	Regular	\$	330.00	97504
4081	BOVEY & COCHRAN, PLLC	12/11/2025	Regular	\$	8,340.37	97505
1126	BUTTERY COMPANY, L.L.P	12/11/2025	Regular	\$	64.70	97506
3898	CAPCOG	12/11/2025	Regular	\$	360.20	97507
0003	CHARLES THOMAS BAILEY	12/11/2025	Regular	\$	475.00	97508
0841	CITY OF LLANO	12/11/2025	Regular	\$	8,805.66	97509
4670	CLS SEWER EQUIPMENT CO., INC.	12/11/2025	Regular	\$	2,293.97	97510
0079	COMPACT CONSTRUCTION EQUIPMENT, LLC	12/11/2025	Regular	\$	427.13	97511
5621	COUFAL-PRATER EQUIPMENT LLC	12/11/2025	Regular	\$	149.79	97512
4846	ENVIRONMENTAL MONITORING LABORATORY	12/11/2025	Regular	\$	1,887.04	97513
0044	GEORGE FRICKE	12/11/2025	Regular	\$	110.31	97514
0038	GRANTWORKS, INC.	12/11/2025	Regular	\$	8,480.00	97515
0765	INFINISOURCE, INC.	12/11/2025	Regular	\$	186.48	97516
4807	LINEBARGER GOGGAN	12/11/2025	Regular	\$	266.50	97517
2236	LLANO CHAMBER OF COMMERCE	12/11/2025	Regular	\$	9,525.35	97518
2235	LLANO CO. HISTORICAL SOCI	12/11/2025	Regular	\$	1,768.99	97519
2353	LLANO FAST LUBE	12/11/2025	Regular	\$	144.98	97520
2237	LLANO PUBLISHING CO., INC.	12/11/2025	Regular	\$	60.00	97521
5687	MAGNUS PERFORMANCE & WELLNESS	12/11/2025	Regular	\$	1,766.28	97522
0012	MEGAN EZELL	12/11/2025	Regular	\$	140.00	97523
5699	MOGHU USA LLC	12/11/2025	Regular	\$	3,940.74	97524
5577	NORTHWEST CASCADE INC.	12/11/2025	Regular	\$	112.50	97525
4560	O'REILLY AUTOMOTIVE, LLC	12/11/2025	Regular	\$	390.80	97526
5143	PAUL WELLER	12/11/2025	Regular	\$	1,500.00	97527
0140	PLUMMER	12/11/2025	Regular	\$	4,020.50	97528
1538	PVS DX INC.	12/11/2025	Regular	\$	360.00	97529
2863	RHEA & SONS ENTERPRISES, INC.	12/11/2025	Regular	\$	689.27	97530
2229	RODE, INC.	12/11/2025	Regular	\$	1,233.65	97531
3061	SCHNEIDER ENGINEERING, INC	12/11/2025	Regular	\$	795.94	97532
5580	SIMPLOT AB RETAIL, INC.	12/11/2025	Regular	\$	31,795.21	97533
5524	SOUTHERN TIRE MART LLC	12/11/2025	Regular	\$	1,766.12	97534
2909	STROEHER & SON INC.	12/11/2025	Regular	\$	2,002.31	97535
5016	STRONG TECHNICAL SERVICES, INC.	12/11/2025	Regular	\$	1,703.70	97536
5700	SUNBELT SOLOMON SERVICES, LLC	12/11/2025	Regular	\$	545.02	97537
0603	SYN-TECH SYSTEMS, INC.	12/11/2025	Regular	\$	1,675.00	97538
4836	SYSCO CENTRAL TEXAS	12/11/2025	Regular	\$	797.02	97539
0111	TAMMY FRIEDRICH	12/11/2025	Regular	\$	1,120.00	97540
3162	TECHLINE, INC.	12/11/2025	Regular	\$	753.70	97541
5517	TELLUS EQUIPMENT SOLUTIONS	12/11/2025	Regular	\$	606.25	97542
5701	TEXAS COMMISSION ON LAW ENFORCEMENT	12/11/2025	Regular	\$	35.00	97543
3263	TEXAS ELECTRIC COOP	12/11/2025	Regular	\$	6,447.00	97544
5105	THIRD COAST DISTRIBUTING, LLC	12/11/2025	Regular	\$	67.84	97545
5702	TOM DOELL	12/11/2025	Regular	\$	280.00	97546
3323	UNIFIRST CORPORATION INC	12/11/2025	Regular	\$	69.75	97547
5038	US OXO, L.L.C.	12/11/2025	Regular	\$	49.14	97548
0026	USIO OUTPUT SOLUTIONS INC	12/11/2025	Regular	\$	465.82	97549
0026	USIO OUTPUT SOLUTIONS INC	12/11/2025	Regular	\$	1,209.48	97550
4247	VERIZON BUSINESS NETWORK SERV INC.	12/11/2025	Regular	\$	8.36	97551
5706	CAHOON, GENEVA	12/11/2025	Regular	\$	62.03	97552
5710	CRYER, KINDI	12/11/2025	Regular	\$	4.58	97553
5707	GONZALES, COLLIN & TOREY	12/11/2025	Regular	\$	71.43	97554
5705	HOWRY, ALAN STERLING	12/11/2025	Regular	\$	1.59	97555
5703	KHADKA, SUBASH	12/11/2025	Regular	\$	64.88	97556
5704	PEARSON, TERRIE	12/11/2025	Regular	\$	15.63	97557
5709	ROBERTS, EMALEY	12/11/2025	Regular	\$	44.60	97558

5708	TEXAS MATERIALS	12/11/2025	Regular	\$	1,060.94	97559
5297	ALMIGHTY SERVICES, LLC	12/12/2025	Regular	\$	2,781.00	97560
5711	HART SERVICES	12/12/2025	Regular	\$	1,500.00	97561
5605	AMAZON CAPITAL SERVICES	12/17/2025	Regular	\$	72.96	97565
3893	AT & T MOBILITY	12/17/2025	Regular	\$	714.48	97566
0808	ATMOS ENERGY INC.	12/17/2025	Regular	\$	122.17	97567
4638	BUREAU VERITAS NORTH AMERICA INC	12/17/2025	Regular	\$	406.31	97568
0013	CATHRYN RAY	12/17/2025	Regular	\$	382.49	97569
0221	CATHRYN RAY	12/17/2025	Regular	\$	300.00	97570
4977	CITIBANK	12/17/2025	Regular	\$	3,672.67	97571
5554	EL CAMPO MEMORIAL HOSPITAL	12/17/2025	Regular	\$	150.00	97572
5126	FRONTIER COMMUNICATIONS	12/17/2025	Regular	\$	96.24	97573
5126	FRONTIER COMMUNICATIONS	12/17/2025	Regular	\$	102.47	97574
1884	HACH CO., INC.	12/17/2025	Regular	\$	512.29	97575
5511	INDUSTRIAL INSTANCE, LLC	12/17/2025	Regular	\$	1,350.00	97576
4914	LCRA	12/17/2025	Regular	\$	240.00	97577
0032	LLANO STATION AUTOMOTIVE LLC	12/17/2025	Regular	\$	1,162.50	97578
4754	PITNEY BOWES INC.	12/17/2025	Regular	\$	515.13	97579
1538	PVS DX INC.	12/17/2025	Regular	\$	546.77	97580
2863	RHEA & SONS ENTERPRISES, INC.	12/17/2025	Regular	\$	199.00	97581
3070	SFFMA	12/17/2025	Regular	\$	2,385.00	97582
5556	SNEED, VINE & PERRY, P.C.	12/17/2025	Regular	\$	128,851.14	97583
2909	STROEHER & SON INC.	12/17/2025	Regular	\$	822.47	97584
3602	TECHLINE PIPE, L.P.	12/17/2025	Regular	\$	4,332.40	97585
3162	TECHLINE, INC.	12/17/2025	Regular	\$	1,887.30	97586
5105	THIRD COAST DISTRIBUTING, LLC	12/17/2025	Regular	\$	82.30	97587
3323	UNIFIRST CORPORATION INC	12/17/2025	Regular	\$	68.75	97588
5712	VERSALIFT SOUTHWEST LLC	12/17/2025	Regular	\$	138,812.72	97589
5060	WASTEWATER TRANSPORT SERVICES, LLC	12/17/2025	Regular	\$	787.08	97590
4577	ALLEN HOPSON	12/17/2025	Regular	\$	2,062.50	97591
0109	BETTY NICOLE LADNIER	12/17/2025	Regular	\$	330.00	97592
4638	BUREAU VERITAS NORTH AMERICA INC	12/17/2025	Regular	\$	1,338.44	97593
0258	LAFE ALLEN	12/17/2025	Regular	\$	1,200.00	97594
5129	BLAKE SCHULZE	12/22/2025	Regular	\$	243.52	97595
4709	LOWER COLORADO RIVER AUTHORITY	10/06/2025	Bank Draft	\$	306,120.22	DFT0000027
4148	KEG 1 O'NEAL	10/09/2025	Bank Draft	\$	447.50	DFT0000059
0950	BEN E KEITH BEERS	10/15/2025	Bank Draft	\$	492.60	DFT0000060
0950	BEN E KEITH BEERS	10/22/2025	Bank Draft	\$	68.00	DFT0000061
0950	BEN E KEITH BEERS	10/22/2025	Bank Draft	\$	236.25	DFT0000062
4148	KEG 1 O'NEAL	10/23/2025	Bank Draft	\$	605.90	DFT0000063
0950	BEN E KEITH BEERS	10/29/2025	Bank Draft	\$	264.85	DFT0000094
0950	BEN E KEITH BEERS	10/16/2025	Bank Draft	\$	375.05	DFT0000095
4709	LOWER COLORADO RIVER AUTHORITY	11/05/2025	Bank Draft	\$	282,764.41	DFT0000096
4148	KEG 1 O'NEAL	11/06/2025	Bank Draft	\$	307.50	DFT0000119
4148	KEG 1 O'NEAL	11/20/2025	Bank Draft	\$	541.75	DFT0000120
0950	BEN E KEITH BEERS	11/05/2025	Bank Draft	\$	232.35	DFT0000121
0950	BEN E KEITH BEERS	11/05/2025	Bank Draft	\$	52.00	DFT0000122
0950	BEN E KEITH BEERS	11/19/2025	Bank Draft	\$	521.10	DFT0000123
0950	BEN E KEITH BEERS	11/17/2025	Bank Draft	\$	143.00	DFT0000124
0950	BEN E KEITH BEERS	11/26/2025	Bank Draft	\$	198.50	DFT0000125
4709	LOWER COLORADO RIVER AUTHORITY	12/02/2025	Bank Draft	\$	239,694.50	DFT0000168
4148	KEG 1 O'NEAL	12/30/2025	Bank Draft	\$	388.35	DFT0000194
4148	KEG 1 O'NEAL	12/30/2025	Bank Draft	\$	306.90	DFT0000195
0950	BEN E KEITH BEERS	12/22/2025	Bank Draft	\$	147.05	DFT0000196

**Check Report**

**Date Range: 10/01/2025 - 12/31/2025**

Vendor Number	Vendor Name	Payment Date	Payment Type	Payment Amount	Number
<b>Bank Code: 99PY-PAYROLL PAYABLES</b>					
3152	TEXAS MUNICIPAL RETIRE SY	10/10/2025	Bank Draft	\$ 25,114.36	DFT0000001
3152	TEXAS MUNICIPAL RETIRE SY	10/10/2025	Bank Draft	\$ 177.65	DFT0000008
3152	TEXAS MUNICIPAL RETIRE SY	11/10/2025	Bank Draft	\$ 24,859.02	DFT0000029
1059	ATTORNEY GENERAL	10/08/2025	Bank Draft	\$ 368.46	DFT0000030
0227	PAY.GOV	10/08/2025	Bank Draft	\$ 177.92	DFT0000031
2068	INTERNAL REVENUE SERVICE	10/08/2025	Bank Draft	\$ 3,728.80	DFT0000032
2068	INTERNAL REVENUE SERVICE	10/08/2025	Bank Draft	\$ 15,943.60	DFT0000033
2068	INTERNAL REVENUE SERVICE	10/08/2025	Bank Draft	\$ 10,427.89	DFT0000034

3152	TEXAS MUNICIPAL RETIRE SY	11/10/2025	Bank Draft	\$	25,562.63	DFT0000046
1059	ATTORNEY GENERAL	10/22/2025	Bank Draft	\$	368.46	DFT0000047
0227	PAY.GOV	10/22/2025	Bank Draft	\$	177.92	DFT0000048
2068	INTERNAL REVENUE SERVICE	10/22/2025	Bank Draft	\$	3,721.96	DFT0000049
2068	INTERNAL REVENUE SERVICE	10/22/2025	Bank Draft	\$	15,914.40	DFT0000050
2068	INTERNAL REVENUE SERVICE	10/22/2025	Bank Draft	\$	10,192.72	DFT0000051
3152	TEXAS MUNICIPAL RETIRE SY	12/10/2025	Bank Draft	\$	25,285.94	DFT0000088
1059	ATTORNEY GENERAL	11/05/2025	Bank Draft	\$	368.46	DFT0000089
0227	PAY.GOV	11/05/2025	Bank Draft	\$	177.92	DFT0000090
2068	INTERNAL REVENUE SERVICE	11/05/2025	Bank Draft	\$	3,730.96	DFT0000091
2068	INTERNAL REVENUE SERVICE	11/05/2025	Bank Draft	\$	15,953.20	DFT0000092
2068	INTERNAL REVENUE SERVICE	11/05/2025	Bank Draft	\$	10,324.98	DFT0000093
3152	TEXAS MUNICIPAL RETIRE SY	12/10/2025	Bank Draft	\$	26,279.78	DFT0000111
1059	ATTORNEY GENERAL	11/19/2025	Bank Draft	\$	368.46	DFT0000112
0227	PAY.GOV	11/19/2025	Bank Draft	\$	177.92	DFT0000113
2068	INTERNAL REVENUE SERVICE	11/19/2025	Bank Draft	\$	3,907.02	DFT0000114
2068	INTERNAL REVENUE SERVICE	11/19/2025	Bank Draft	\$	16,705.92	DFT0000115
2068	INTERNAL REVENUE SERVICE	11/19/2025	Bank Draft	\$	11,206.08	DFT0000116
1059	ATTORNEY GENERAL	12/03/2025	Bank Draft	\$	368.46	DFT0000163
0227	PAY.GOV	12/03/2025	Bank Draft	\$	177.92	DFT0000164
2068	INTERNAL REVENUE SERVICE	12/03/2025	Bank Draft	\$	3,865.98	DFT0000165
2068	INTERNAL REVENUE SERVICE	12/03/2025	Bank Draft	\$	16,530.18	DFT0000166
2068	INTERNAL REVENUE SERVICE	12/03/2025	Bank Draft	\$	11,191.26	DFT0000167
1059	ATTORNEY GENERAL	12/17/2025	Bank Draft	\$	202.15	DFT0000185
2068	INTERNAL REVENUE SERVICE	12/17/2025	Bank Draft	\$	3,966.70	DFT0000186
2068	INTERNAL REVENUE SERVICE	12/17/2025	Bank Draft	\$	16,961.02	DFT0000187
2068	INTERNAL REVENUE SERVICE	12/17/2025	Bank Draft	\$	11,797.23	DFT0000188
1059	ATTORNEY GENERAL	12/31/2025	Bank Draft	\$	202.15	DFT0000190
2068	INTERNAL REVENUE SERVICE	12/31/2025	Bank Draft	\$	3,717.14	DFT0000191
2068	INTERNAL REVENUE SERVICE	12/31/2025	Bank Draft	\$	15,893.74	DFT0000192
2068	INTERNAL REVENUE SERVICE	12/31/2025	Bank Draft	\$	10,698.98	DFT0000193



		Original Total Budget	Current Total Budget	Period Activity	Fiscal Activity	Variance (Unfavorable)	Percent Used
<b>Fund: 10 - GENERAL FUND</b>							
<b>Revenue</b>							
<b>RevCategory: 10 - GENERAL REVENUE</b>							
<a href="#">10-10-41010</a>	PROPERTY TAX M & O	1,006,224.00	1,006,224.00	432,929.56	517,127.44	-489,096.56	51.39 %
<a href="#">10-10-41020</a>	DELINQUENT TAXES	14,000.00	14,000.00	-62.45	1,722.69	-12,277.31	12.30 %
<a href="#">10-10-41030</a>	PENALTY & INTEREST	12,000.00	12,000.00	440.78	1,390.69	-10,609.31	11.59 %
<a href="#">10-10-41040</a>	OCCUPATION TAXES	10,400.00	10,400.00	375.00	625.00	-9,775.00	6.01 %
<a href="#">10-10-41050</a>	CITY SALES TAX	1,369,000.00	1,369,000.00	119,739.80	344,764.32	-1,024,235.68	25.18 %
<a href="#">10-10-41070</a>	MIXED DRINK TAX	24,000.00	24,000.00	2,456.87	5,928.35	-18,071.65	24.70 %
<b>RevCategory: 10 - GENERAL REVENUE Total:</b>		<b>2,435,624.00</b>	<b>2,435,624.00</b>	<b>555,879.56</b>	<b>871,558.49</b>	<b>-1,564,065.51</b>	<b>35.78%</b>
<b>RevCategory: 20 - FRANCHISE TAXES</b>							
<a href="#">10-20-42010</a>	CABLE FRANCHISE TAXES	5,200.00	5,200.00	0.00	0.00	-5,200.00	0.00 %
<a href="#">10-20-42030</a>	TELECOMMUNICATIONS FRANCHISE	12,800.00	12,800.00	162.52	162.52	-12,637.48	1.27 %
<a href="#">10-20-42040</a>	GAS FRANCHISE TAXES	25,000.00	25,000.00	0.00	0.00	-25,000.00	0.00 %
<a href="#">10-20-42050</a>	GARBAGE FRANCHISE TAXES	40,000.00	40,000.00	0.00	0.00	-40,000.00	0.00 %
<a href="#">10-20-42060</a>	CENTRAL TEXAS ELECTRIC	18,600.00	18,600.00	0.00	0.00	-18,600.00	0.00 %
<a href="#">10-20-42070</a>	TOWER LEASE	3,000.00	3,000.00	250.00	750.00	-2,250.00	25.00 %
<b>RevCategory: 20 - FRANCHISE TAXES Total:</b>		<b>104,600.00</b>	<b>104,600.00</b>	<b>412.52</b>	<b>912.52</b>	<b>-103,687.48</b>	<b>0.87%</b>
<b>RevCategory: 40 - LICENSES AND PERMITS</b>							
<a href="#">10-40-44010</a>	LICENSES - DOG	100.00	100.00	0.00	0.00	-100.00	0.00 %
<a href="#">10-40-44040</a>	ELECTRIC PERMIT FEES	8,500.00	8,500.00	301.92	813.92	-7,686.08	9.58 %
<a href="#">10-40-44050</a>	MECHANICAL PERMIT FEES	1,500.00	1,500.00	35.00	60.00	-1,440.00	4.00 %
<a href="#">10-40-44060</a>	PLUMBING PERMIT FEES	3,500.00	3,500.00	0.00	215.00	-3,285.00	6.14 %
<a href="#">10-40-44070</a>	NO PERMIT PENALTY	500.00	500.00	0.00	0.00	-500.00	0.00 %
<a href="#">10-40-44100</a>	BUILDING PERMIT FEES	44,000.00	44,000.00	2,051.22	8,692.08	-35,307.92	19.75 %
<a href="#">10-40-44110</a>	BOARD PETITIONS	4,500.00	4,500.00	-75.00	467.14	-4,032.86	10.38 %
<a href="#">10-40-44120</a>	PEDDLER'S PERMIT	500.00	500.00	0.00	0.00	-500.00	0.00 %
<a href="#">10-40-44130</a>	BURN PERMITS	200.00	200.00	20.00	20.00	-180.00	10.00 %
<a href="#">10-40-44150</a>	PLANS REVIEWS FEES	500.00	500.00	0.00	0.00	-500.00	0.00 %
<a href="#">10-40-44160</a>	INSPECTION FEES	28,800.00	28,800.00	0.00	0.00	-28,800.00	0.00 %
<a href="#">10-40-44170</a>	CONTRACTOR REGISTRATION FEE	400.00	400.00	0.00	0.00	-400.00	0.00 %
<a href="#">10-40-44180</a>	HIGHWAY BANNER FEE	1,200.00	1,200.00	0.00	0.00	-1,200.00	0.00 %
<b>RevCategory: 40 - LICENSES AND PERMITS Total:</b>		<b>94,200.00</b>	<b>94,200.00</b>	<b>2,333.14</b>	<b>10,268.14</b>	<b>-83,931.86</b>	<b>10.90%</b>
<b>RevCategory: 48 - JLK EVENTS CENTER</b>							
<a href="#">10-48-44800</a>	EVENTS CENTER RENTAL	17,000.00	17,000.00	0.00	2,000.00	-15,000.00	11.76 %
<a href="#">10-48-44900</a>	ARENA RENTAL	30,000.00	30,000.00	0.00	2,650.00	-27,350.00	8.83 %
<a href="#">10-48-44910</a>	STALL RENTALS	15,000.00	15,000.00	0.00	2,335.00	-12,665.00	15.57 %
<a href="#">10-48-44920</a>	SHAVINGS SALES	4,000.00	4,000.00	0.00	180.00	-3,820.00	4.50 %
<a href="#">10-48-44930</a>	TRAILER PARKING	5,000.00	5,000.00	0.00	775.00	-4,225.00	15.50 %
<a href="#">10-48-44950</a>	ARENA CONCESSIONS	3,000.00	3,000.00	0.00	0.00	-3,000.00	0.00 %
<a href="#">10-48-44970</a>	ARENA SPONSORS	36,000.00	36,000.00	0.00	0.00	-36,000.00	0.00 %
<a href="#">10-48-44980</a>	ARENA MEMBERSHIPS	4,000.00	4,000.00	0.00	0.00	-4,000.00	0.00 %
<a href="#">10-48-44990</a>	JLK PRODUCED EVENTS	38,000.00	38,000.00	0.00	20,990.57	-17,009.43	55.24 %
<b>RevCategory: 48 - JLK EVENTS CENTER Total:</b>		<b>152,000.00</b>	<b>152,000.00</b>	<b>0.00</b>	<b>28,930.57</b>	<b>-123,069.43</b>	<b>19.03%</b>
<b>RevCategory: 50 - SWIMMING POOL</b>							
<a href="#">10-50-45020</a>	SWIMMING POOL - ADMISSIONS	13,000.00	13,000.00	0.00	0.00	-13,000.00	0.00 %
<a href="#">10-50-45030</a>	SWIMMING POOL - CONCESSIONS	6,000.00	6,000.00	0.00	0.00	-6,000.00	0.00 %
<a href="#">10-50-45040</a>	SWIMMING POOL - PRIVATE PARTIE	3,000.00	3,000.00	0.00	0.00	-3,000.00	0.00 %
<a href="#">10-50-45070</a>	SWIMMING POOL SEASON PASSES	3,800.00	3,800.00	0.00	0.00	-3,800.00	0.00 %
<b>RevCategory: 50 - SWIMMING POOL Total:</b>		<b>25,800.00</b>	<b>25,800.00</b>	<b>0.00</b>	<b>0.00</b>	<b>-25,800.00</b>	<b>0.00%</b>

Financial

For Fiscal: 2025-2026 Period Ending: 12/31/2025

		Original Total Budget	Current Total Budget	Period Activity	Fiscal Activity	Variance Favorable (Unfavorable)	Percent Used
<b>RevCategory: 51 - GENERAL PARKS</b>							
<a href="#">10-51-45100</a>	PARK PAVILION RENTS	1,000.00	1,000.00	100.00	425.00	-575.00	42.50 %
<a href="#">10-51-45110</a>	PORTABLE STAGE RENTAL	400.00	400.00	0.00	0.00	-400.00	0.00 %
<a href="#">10-51-45120</a>	EVENT TENT RENTAL	500.00	500.00	0.00	0.00	-500.00	0.00 %
<a href="#">10-51-45130</a>	RAY HOUSE RENTALS	250.00	250.00	0.00	0.00	-250.00	0.00 %
<a href="#">10-51-45140</a>	CAMPING FEES	500.00	500.00	0.00	170.00	-330.00	34.00 %
<a href="#">10-51-45160</a>	BADU RV SPACE RENTALS	4,500.00	4,500.00	0.00	1,103.00	-3,397.00	24.51 %
<a href="#">10-51-45170</a>	ROBINSON RV SPACE RENTALS	100,000.00	100,000.00	8,240.00	26,280.00	-73,720.00	26.28 %
<a href="#">10-51-45190</a>	LAUNDROMAT	500.00	500.00	0.00	0.00	-500.00	0.00 %
	<b>RevCategory: 51 - GENERAL PARKS Total:</b>	<b>107,650.00</b>	<b>107,650.00</b>	<b>8,340.00</b>	<b>27,978.00</b>	<b>-79,672.00</b>	<b>25.99%</b>
<b>RevCategory: 52 - GOLF COURSE</b>							
<a href="#">10-52-45200</a>	GOLF COURSE DRIVING RANGE	25,000.00	25,000.00	-27.77	3,680.64	-21,319.36	14.72 %
<a href="#">10-52-45210</a>	GOLF COURSE CART RENTALS	150,000.00	150,000.00	9,626.77	33,231.51	-116,768.49	22.15 %
<a href="#">10-52-45220</a>	GOLF COURSE MEMBER FEES	116,000.00	116,000.00	15,435.83	37,844.41	-78,155.59	32.62 %
<a href="#">10-52-45230</a>	GOLF COURSE GREEN FEES	176,000.00	176,000.00	20,026.93	57,849.51	-118,150.49	32.87 %
<a href="#">10-52-45240</a>	GOLF COURSE TOURNAMENTS	45,000.00	45,000.00	0.00	0.00	-45,000.00	0.00 %
<a href="#">10-52-45260</a>	GOLF MERCHANDISE	17,000.00	17,000.00	4,914.04	10,050.76	-6,949.24	59.12 %
<a href="#">10-52-45270</a>	GOLF COURSE CONCESSIONS	25,000.00	25,000.00	2,468.56	6,515.41	-18,484.59	26.06 %
<a href="#">10-52-45280</a>	GOLF COURSE BOTTLED WATER	0.00	0.00	-788.00	0.00	0.00	0.00 %
<a href="#">10-52-45290</a>	GOLF COURSE ALCOHOLIC BEVERA...	55,000.00	55,000.00	4,484.14	17,102.87	-37,897.13	31.10 %
	<b>RevCategory: 52 - GOLF COURSE Total:</b>	<b>609,000.00</b>	<b>609,000.00</b>	<b>56,140.50</b>	<b>166,275.11</b>	<b>-442,724.89</b>	<b>27.30%</b>
<b>RevCategory: 55 - LANTEX THEATER</b>							
<a href="#">10-55-45520</a>	FACILITY RENTAL	2,000.00	2,000.00	880.00	1,080.00	-920.00	54.00 %
	<b>RevCategory: 55 - LANTEX THEATER Total:</b>	<b>2,000.00</b>	<b>2,000.00</b>	<b>880.00</b>	<b>1,080.00</b>	<b>-920.00</b>	<b>54.00%</b>
<b>RevCategory: 58 - FACILITIES</b>							
<a href="#">10-58-45810</a>	AMERICAN TOWER LEASE	19,200.00	19,200.00	1,761.85	5,262.25	-13,937.75	27.41 %
<a href="#">10-58-45820</a>	RISE BROADBAND TOWER LEASE	10,500.00	10,500.00	652.39	1,938.17	-8,561.83	18.46 %
<a href="#">10-58-45840</a>	POLE CONTACT FEES	21,000.00	21,000.00	10,045.65	10,045.65	-10,954.35	47.84 %
<a href="#">10-58-45880</a>	RIVER SAND CONVENIENCE FEES	1,300.00	1,300.00	0.00	0.00	-1,300.00	0.00 %
	<b>RevCategory: 58 - FACILITIES Total:</b>	<b>52,000.00</b>	<b>52,000.00</b>	<b>12,459.89</b>	<b>17,246.07</b>	<b>-34,753.93</b>	<b>33.17%</b>
<b>RevCategory: 60 - FINANCIAL</b>							
<a href="#">10-60-46030</a>	FEES IN LIEU OF TAX-UTIL	1,048,818.00	985,468.00	30,182.92	232,285.00	-753,183.00	23.57 %
<a href="#">10-60-46050</a>	GRANT PROCEEDS	486,300.00	486,300.00	0.00	30,000.00	-456,300.00	6.17 %
<a href="#">10-60-46060</a>	ADM OVERHEAD - UTILITIES	498,725.00	498,725.00	83,120.82	124,681.24	-374,043.76	25.00 %
<a href="#">10-60-46120</a>	RURAL FIRE DISTRICT CONTRIBUTI	10,000.00	10,000.00	0.00	0.00	-10,000.00	0.00 %
<a href="#">10-60-47010</a>	INTEREST ON INVESTMENTS	153,000.00	153,000.00	11,446.13	36,157.46	-116,842.54	23.63 %
<a href="#">10-60-47900</a>	MISCELLANEOUS	15,000.00	15,000.00	3,904.26	3,966.26	-11,033.74	26.44 %
	<b>RevCategory: 60 - FINANCIAL Total:</b>	<b>2,211,843.00</b>	<b>2,148,493.00</b>	<b>128,654.13</b>	<b>427,089.96</b>	<b>-1,721,403.04</b>	<b>19.88%</b>
<b>RevCategory: 65 - CEMETARY</b>							
<a href="#">10-65-47030</a>	CEMETERY LOTS	12,000.00	12,000.00	5,400.00	7,620.00	-4,380.00	63.50 %
<a href="#">10-65-47050</a>	CEMETERY OPEN & CLOSE FEES	1,900.00	1,900.00	600.00	850.00	-1,050.00	44.74 %
	<b>RevCategory: 65 - CEMETARY Total:</b>	<b>13,900.00</b>	<b>13,900.00</b>	<b>6,000.00</b>	<b>8,470.00</b>	<b>-5,430.00</b>	<b>60.94%</b>
<b>RevCategory: 70 - FINES</b>							
<a href="#">10-70-47020</a>	FINES	75,000.00	75,000.00	4,305.21	11,308.06	-63,691.94	15.08 %
	<b>RevCategory: 70 - FINES Total:</b>	<b>75,000.00</b>	<b>75,000.00</b>	<b>4,305.21</b>	<b>11,308.06</b>	<b>-63,691.94</b>	<b>15.08%</b>
<b>RevCategory: 99 - TRANSFER IN</b>							
<a href="#">10-99-49980</a>	TRANSFER IN FROM RESERVES	150,000.00	150,000.00	0.00	0.00	-150,000.00	0.00 %
	<b>RevCategory: 99 - TRANSFER IN Total:</b>	<b>150,000.00</b>	<b>150,000.00</b>	<b>0.00</b>	<b>0.00</b>	<b>-150,000.00</b>	<b>0.00%</b>
	<b>Revenue Total:</b>	<b>6,033,617.00</b>	<b>5,970,267.00</b>	<b>775,404.95</b>	<b>1,571,116.92</b>	<b>-4,399,150.08</b>	<b>26.32%</b>
<b>Expense</b>							
<b>Department: 0100 - ADMINISTRATION</b>							
<b>ExpCategory: 10 - PERSONNEL</b>							
<a href="#">10-5-0100-10100</a>	SALARIES	9,600.00	9,600.00	800.00	1,768.00	7,832.00	18.42 %
<a href="#">10-5-0100-10400</a>	FICA	755.00	755.00	61.20	183.60	571.40	24.32 %
<a href="#">10-5-0100-10700</a>	CLOTHING	250.00	250.00	0.00	0.00	250.00	0.00 %

		Original Total Budget	Current Total Budget	Period Activity	Fiscal Activity	Variance Favorable (Unfavorable)	Percent Used
<a href="#">10-5-0100-11500</a>	WORKERS COMPENSATION	25.00	25.00	0.00	0.00	25.00	0.00 %
<b>ExpCategory: 10 - PERSONNEL Total:</b>		<b>10,630.00</b>	<b>10,630.00</b>	<b>861.20</b>	<b>1,951.60</b>	<b>8,678.40</b>	<b>18.36%</b>
<b>ExpCategory: 20 - SUPPLIES</b>							
<a href="#">10-5-0100-20100</a>	OFFICE SUPPLIES	300.00	300.00	0.00	0.00	300.00	0.00 %
<a href="#">10-5-0100-20500</a>	OPERATIONAL SUPPLIES	600.00	600.00	0.00	10.83	589.17	1.81 %
<a href="#">10-5-0100-29000</a>	MISCELLANEOUS SUPPLIES	300.00	300.00	0.00	0.00	300.00	0.00 %
<b>ExpCategory: 20 - SUPPLIES Total:</b>		<b>1,200.00</b>	<b>1,200.00</b>	<b>0.00</b>	<b>10.83</b>	<b>1,189.17</b>	<b>0.90%</b>
<b>ExpCategory: 30 - MAINTENANCE AND REPAIRS</b>							
<a href="#">10-5-0100-30700</a>	OFFICE EQUIPMENT	2,000.00	2,000.00	0.00	0.00	2,000.00	0.00 %
<b>ExpCategory: 30 - MAINTENANCE AND REPAIRS Total:</b>		<b>2,000.00</b>	<b>2,000.00</b>	<b>0.00</b>	<b>0.00</b>	<b>2,000.00</b>	<b>0.00%</b>
<b>ExpCategory: 40 - SERVICES</b>							
<a href="#">10-5-0100-41200</a>	TRAVEL AND TRAINING	8,000.00	8,000.00	0.00	2,652.86	5,347.14	33.16 %
<a href="#">10-5-0100-42000</a>	DUES, FEES, MEMBERSHIPS	600.00	600.00	0.00	0.00	600.00	0.00 %
<a href="#">10-5-0100-42500</a>	ELECTION EXPENSES	3,500.00	3,500.00	0.00	0.00	3,500.00	0.00 %
<a href="#">10-5-0100-42600</a>	PROFESSIONAL FEES	3,000.00	3,000.00	0.00	0.00	3,000.00	0.00 %
<b>ExpCategory: 40 - SERVICES Total:</b>		<b>15,100.00</b>	<b>15,100.00</b>	<b>0.00</b>	<b>2,652.86</b>	<b>12,447.14</b>	<b>17.57%</b>
<b>Department: 0100 - ADMINISTRATION Total:</b>		<b>28,930.00</b>	<b>28,930.00</b>	<b>861.20</b>	<b>4,615.29</b>	<b>24,314.71</b>	<b>15.95%</b>
<b>Department: 0200 - ADMINISTRATION</b>							
<b>ExpCategory: 10 - PERSONNEL</b>							
<a href="#">10-5-0200-10100</a>	SALARIES	399,213.00	399,213.00	43,798.48	90,846.32	308,366.68	22.76 %
<a href="#">10-5-0200-10200</a>	LONGEVITY	1,020.00	1,020.00	103.86	184.38	835.62	18.08 %
<a href="#">10-5-0200-10300</a>	OVERTIME	3,000.00	3,000.00	200.37	201.33	2,798.67	6.71 %
<a href="#">10-5-0200-10400</a>	FICA	31,350.00	31,350.00	3,297.07	7,645.93	23,704.07	24.39 %
<a href="#">10-5-0200-10500</a>	RETIREMENT	55,250.00	55,250.00	5,793.05	13,455.10	41,794.90	24.35 %
<a href="#">10-5-0200-10600</a>	HEALTH INSURANCE	61,825.00	61,825.00	4,216.77	12,650.31	49,174.69	20.46 %
<a href="#">10-5-0200-10700</a>	CLOTHING	500.00	500.00	0.00	130.22	369.78	26.04 %
<a href="#">10-5-0200-10900</a>	LONG TERM DISABILITY	1,220.00	1,220.00	70.35	304.65	915.35	24.97 %
<a href="#">10-5-0200-11100</a>	VEHICLE ALLOWANCE	6,000.00	6,000.00	500.00	1,500.00	4,500.00	25.00 %
<a href="#">10-5-0200-11500</a>	WORKER'S COMPENSATION	1,005.00	1,005.00	0.00	3,030.50	-2,025.50	301.54 %
<a href="#">10-5-0200-11700</a>	DENTAL INSURANCE	4,275.00	4,275.00	303.44	910.32	3,364.68	21.29 %
<a href="#">10-5-0200-11800</a>	LIFE INSURANCE	300.00	300.00	24.00	66.24	233.76	22.08 %
<a href="#">10-5-0200-12000</a>	EMPLOYEE BONUS	550.00	550.00	541.40	541.40	8.60	98.44 %
<b>ExpCategory: 10 - PERSONNEL Total:</b>		<b>565,508.00</b>	<b>565,508.00</b>	<b>58,848.79</b>	<b>131,466.70</b>	<b>434,041.30</b>	<b>23.25%</b>
<b>ExpCategory: 20 - SUPPLIES</b>							
<a href="#">10-5-0200-20100</a>	OFFICE SUPPLIES	4,800.00	4,800.00	428.50	1,386.00	3,414.00	28.88 %
<a href="#">10-5-0200-20200</a>	POSTAGE	6,000.00	6,000.00	0.00	533.40	5,466.60	8.89 %
<a href="#">10-5-0200-20500</a>	OPERATIONAL SUPPLIES	2,500.00	2,500.00	89.05	730.70	1,769.30	29.23 %
<a href="#">10-5-0200-29000</a>	MEETING/PARTY SUPPLIES	10,000.00	10,000.00	1,423.18	4,083.54	5,916.46	40.84 %
<b>ExpCategory: 20 - SUPPLIES Total:</b>		<b>23,300.00</b>	<b>23,300.00</b>	<b>1,940.73</b>	<b>6,733.64</b>	<b>16,566.36</b>	<b>28.90%</b>
<b>ExpCategory: 30 - MAINTENANCE AND REPAIRS</b>							
<a href="#">10-5-0200-30300</a>	EQUIPMENT	800.00	800.00	0.00	0.00	800.00	0.00 %
<a href="#">10-5-0200-30500</a>	BUILDING AND GROUNDS	10,000.00	10,000.00	156.56	480.57	9,519.43	4.81 %
<a href="#">10-5-0200-30600</a>	RED TOP JAIL	15,000.00	15,000.00	0.00	0.00	15,000.00	0.00 %
<a href="#">10-5-0200-30700</a>	COPIER LEASE	0.00	0.00	1,271.13	2,617.13	-2,617.13	0.00 %
<b>ExpCategory: 30 - MAINTENANCE AND REPAIRS Total:</b>		<b>25,800.00</b>	<b>25,800.00</b>	<b>1,427.69</b>	<b>3,097.70</b>	<b>22,702.30</b>	<b>12.01%</b>
<b>ExpCategory: 40 - SERVICES</b>							
<a href="#">10-5-0200-40100</a>	COMMUNICATIONS	18,600.00	18,600.00	1,571.32	4,985.79	13,614.21	26.81 %
<a href="#">10-5-0200-40200</a>	ELECTRIC	6,500.00	6,500.00	364.39	1,441.28	5,058.72	22.17 %
<a href="#">10-5-0200-40700</a>	TECHNOLOGY	93,000.00	93,000.00	3,304.75	49,273.58	43,726.42	52.98 %
<a href="#">10-5-0200-41200</a>	TRAVEL AND TRAINING	10,000.00	10,000.00	0.00	3,393.68	6,606.32	33.94 %
<a href="#">10-5-0200-42000</a>	DUES, FEES, AND MEMBERSHIPS	12,800.00	12,800.00	946.67	1,722.34	11,077.66	13.46 %
<a href="#">10-5-0200-42600</a>	PROFESSIONAL FEES	55,000.00	55,000.00	21,836.48	43,181.62	11,818.38	78.51 %
<a href="#">10-5-0200-42603</a>	CONTINGENCY	265,335.00	127,845.00	0.00	0.00	127,845.00	0.00 %
<a href="#">10-5-0200-42700</a>	LEGAL FEES	45,000.00	45,000.00	499.50	10,524.11	34,475.89	23.39 %
<a href="#">10-5-0200-42800</a>	TAX APPRAISAL DISTRICT	40,700.00	40,700.00	11,088.00	11,088.00	29,612.00	27.24 %
<a href="#">10-5-0200-42900</a>	TAX COLLECTION FEE	3,000.00	3,000.00	0.00	2,025.00	975.00	67.50 %

		Original Total Budget	Current Total Budget	Period Activity	Fiscal Activity	Variance Favorable (Unfavorable)	Percent Used
<a href="#">10-5-0200-43000</a>	ADVERTISING	5,000.00	5,000.00	410.25	672.75	4,327.25	13.46 %
<a href="#">10-5-0200-43400</a>	CONTRACT LABOR	8,000.00	8,000.00	660.00	1,980.00	6,020.00	24.75 %
<a href="#">10-5-0200-47100</a>	TRANSFER OUT	100,000.00	100,000.00	139,891.12	186,108.69	-86,108.69	186.11 %
	<b>ExpCategory: 40 - SERVICES Total:</b>	<b>662,935.00</b>	<b>525,445.00</b>	<b>180,572.48</b>	<b>316,396.84</b>	<b>209,048.16</b>	<b>60.22%</b>
	<b>ExpCategory: 50 - SUNDRY CHARGES</b>						
<a href="#">10-5-0200-50100</a>	INSURANCE - PROPERTY	160,500.00	160,500.00	0.00	171,193.98	-10,693.98	106.66 %
<a href="#">10-5-0200-50300</a>	INSURANCE - BONDS	1,200.00	1,200.00	0.00	0.00	1,200.00	0.00 %
<a href="#">10-5-0200-52500</a>	PRINCIPAL - RIGHT-TO-USE LEASE	7,600.00	7,600.00	0.00	0.00	7,600.00	0.00 %
<a href="#">10-5-0200-52600</a>	INTEREST RIGHT-TO-USE LEASE	1,200.00	1,200.00	0.00	0.00	1,200.00	0.00 %
<a href="#">10-5-0200-52800</a>	COMMUNITY SUPPORT	15,000.00	15,000.00	3,500.00	3,500.00	11,500.00	23.33 %
	<b>ExpCategory: 50 - SUNDRY CHARGES Total:</b>	<b>185,500.00</b>	<b>185,500.00</b>	<b>3,500.00</b>	<b>174,693.98</b>	<b>10,806.02</b>	<b>94.17%</b>
	<b>ExpCategory: 60 - CAPITAL OUTLAY</b>						
<a href="#">10-5-0200-60200</a>	BUILDINGS & IMPROVEMENTS	10,000.00	10,000.00	0.00	0.00	10,000.00	0.00 %
	<b>ExpCategory: 60 - CAPITAL OUTLAY Total:</b>	<b>10,000.00</b>	<b>10,000.00</b>	<b>0.00</b>	<b>0.00</b>	<b>10,000.00</b>	<b>0.00%</b>
	<b>Department: 0200 - ADMINISTRATION Total:</b>	<b>1,473,043.00</b>	<b>1,335,553.00</b>	<b>246,289.69</b>	<b>632,388.86</b>	<b>703,164.14</b>	<b>47.35%</b>
	<b>Department: 0250 - MAIN STREET</b>						
	<b>ExpCategory: 10 - PERSONNEL</b>						
<a href="#">10-5-0250-10100</a>	SALARIES	78,445.00	78,445.00	9,051.21	18,736.00	59,709.00	23.88 %
<a href="#">10-5-0250-10200</a>	LONGEVITY	420.00	420.00	41.55	86.01	333.99	20.48 %
<a href="#">10-5-0250-10400</a>	FICA	6,035.00	6,035.00	665.98	1,541.34	4,493.66	25.54 %
<a href="#">10-5-0250-10500</a>	RETIREMENT	10,650.00	10,650.00	1,198.04	2,790.66	7,859.34	26.20 %
<a href="#">10-5-0250-10600</a>	HEALTH INSURANCE	12,280.00	12,280.00	1,023.27	3,069.81	9,210.19	25.00 %
<a href="#">10-5-0250-10900</a>	LONG TERM DISABILITY	240.00	240.00	15.25	45.75	194.25	19.06 %
<a href="#">10-5-0250-11700</a>	DENTAL INSURANCE	465.00	465.00	38.55	115.65	349.35	24.87 %
<a href="#">10-5-0250-11800</a>	LIFE INSURANCE	60.00	60.00	4.80	14.40	45.60	24.00 %
<a href="#">10-5-0250-12000</a>	EMPLOYEE BONUS	110.00	110.00	108.28	108.28	1.72	98.44 %
	<b>ExpCategory: 10 - PERSONNEL Total:</b>	<b>108,705.00</b>	<b>108,705.00</b>	<b>12,146.93</b>	<b>26,507.90</b>	<b>82,197.10</b>	<b>24.39%</b>
	<b>ExpCategory: 20 - SUPPLIES</b>						
<a href="#">10-5-0250-20100</a>	OFFICE SUPPLIES	775.00	0.00	0.00	0.00	0.00	0.00 %
	<b>ExpCategory: 20 - SUPPLIES Total:</b>	<b>775.00</b>	<b>0.00</b>	<b>0.00</b>	<b>0.00</b>	<b>0.00</b>	<b>0.00%</b>
	<b>ExpCategory: 40 - SERVICES</b>						
<a href="#">10-5-0250-40100</a>	TELEPHONE	0.00	775.00	64.50	258.00	517.00	33.29 %
<a href="#">10-5-0250-41200</a>	TRAVEL AND TRAINING	3,000.00	3,000.00	710.20	1,144.20	1,855.80	38.14 %
<a href="#">10-5-0250-42000</a>	DUES, FEES, AND MEMBERSHIPS	2,000.00	2,000.00	0.00	150.00	1,850.00	7.50 %
	<b>ExpCategory: 40 - SERVICES Total:</b>	<b>5,000.00</b>	<b>5,775.00</b>	<b>774.70</b>	<b>1,552.20</b>	<b>4,222.80</b>	<b>26.88%</b>
	<b>Department: 0250 - MAIN STREET Total:</b>	<b>114,480.00</b>	<b>114,480.00</b>	<b>12,921.63</b>	<b>28,060.10</b>	<b>86,419.90</b>	<b>24.51%</b>
	<b>Department: 0300 - POLICE</b>						
	<b>ExpCategory: 10 - PERSONNEL</b>						
<a href="#">10-5-0300-10100</a>	SALARIES	748,660.00	748,660.00	94,722.08	192,217.34	556,442.66	25.67 %
<a href="#">10-5-0300-10200</a>	LONGEVITY	1,500.00	1,500.00	166.14	343.91	1,156.09	22.93 %
<a href="#">10-5-0300-10300</a>	OVERTIME	20,000.00	20,000.00	3,036.84	7,142.71	12,857.29	35.71 %
<a href="#">10-5-0300-10400</a>	FICA	59,535.00	59,535.00	7,382.32	16,738.50	42,796.50	28.12 %
<a href="#">10-5-0300-10500</a>	RETIREMENT	104,900.00	104,900.00	12,886.59	29,269.56	75,630.44	27.90 %
<a href="#">10-5-0300-10600</a>	HEALTH INSURANCE	139,490.00	139,490.00	9,578.59	28,728.25	110,761.75	20.60 %
<a href="#">10-5-0300-10700</a>	CLOTHING	5,220.00	5,220.00	1,123.84	1,123.84	4,096.16	21.53 %
<a href="#">10-5-0300-10800</a>	CERTIFICATION	6,850.00	6,850.00	548.10	1,122.93	5,727.07	16.39 %
<a href="#">10-5-0300-10900</a>	LONG TERM DISABILITY	2,245.00	2,245.00	161.32	629.16	1,615.84	28.02 %
<a href="#">10-5-0300-11500</a>	WORKER'S COMPENSATION	26,110.00	26,110.00	0.00	19,373.53	6,736.47	74.20 %
<a href="#">10-5-0300-11700</a>	DENTAL INSURANCE	8,950.00	8,950.00	594.63	1,716.77	7,233.23	19.18 %
<a href="#">10-5-0300-11800</a>	LIFE INSURANCE	660.00	660.00	43.20	120.00	540.00	18.18 %
<a href="#">10-5-0300-12000</a>	EMPLOYEE BONUS	1,200.00	1,200.00	1,191.08	1,191.08	8.92	99.26 %
	<b>ExpCategory: 10 - PERSONNEL Total:</b>	<b>1,125,320.00</b>	<b>1,125,320.00</b>	<b>131,434.73</b>	<b>299,717.58</b>	<b>825,602.42</b>	<b>26.63%</b>
	<b>ExpCategory: 20 - SUPPLIES</b>						
<a href="#">10-5-0300-20100</a>	OFFICE SUPPLIES	1,500.00	1,500.00	0.00	199.00	1,301.00	13.27 %
<a href="#">10-5-0300-20200</a>	POSTAGE	400.00	400.00	0.00	0.00	400.00	0.00 %

Financial

For Fiscal: 2025-2026 Period Ending: 12/31/2025

		Original Total Budget	Current Total Budget	Period Activity	Fiscal Activity	Variance Favorable (Unfavorable)	Percent Used
<a href="#">10-5-0300-20500</a>	OPERATIONAL SUPPLIES	1,500.00	1,500.00	0.00	157.14	1,342.86	10.48 %
<a href="#">10-5-0300-20600</a>	ANIMAL CONTROL	3,500.00	3,500.00	0.00	285.30	3,214.70	8.15 %
<a href="#">10-5-0300-21000</a>	FUEL	30,000.00	30,000.00	2,681.10	5,706.55	24,293.45	19.02 %
<b>ExpCategory: 20 - SUPPLIES Total:</b>		<b>36,900.00</b>	<b>36,900.00</b>	<b>2,681.10</b>	<b>6,347.99</b>	<b>30,552.01</b>	<b>17.20%</b>
<b>ExpCategory: 30 - MAINTENANCE AND REPAIRS</b>							
<a href="#">10-5-0300-30200</a>	MAINTENANCE OF VEHICLES	10,000.00	10,000.00	7,665.01	9,431.13	568.87	94.31 %
<a href="#">10-5-0300-30300</a>	EQUIPMENT	3,000.00	3,000.00	57.96	932.29	2,067.71	31.08 %
<a href="#">10-5-0300-30500</a>	BUILDING AND GROUNDS	2,500.00	2,500.00	50.00	50.00	2,450.00	2.00 %
<a href="#">10-5-0300-30700</a>	OFFICE EQUIPMENT	2,000.00	2,000.00	0.00	166.00	1,834.00	8.30 %
<b>ExpCategory: 30 - MAINTENANCE AND REPAIRS Total:</b>		<b>17,500.00</b>	<b>17,500.00</b>	<b>7,772.97</b>	<b>10,579.42</b>	<b>6,920.58</b>	<b>60.45%</b>
<b>ExpCategory: 40 - SERVICES</b>							
<a href="#">10-5-0300-40100</a>	COMMUNICATIONS	13,500.00	13,500.00	1,039.37	3,118.11	10,381.89	23.10 %
<a href="#">10-5-0300-40200</a>	ELECTRICITY	4,500.00	4,500.00	248.79	945.39	3,554.61	21.01 %
<a href="#">10-5-0300-40700</a>	TECHNOLOGY	30,000.00	30,000.00	1,817.50	7,985.23	22,014.77	26.62 %
<a href="#">10-5-0300-41200</a>	TRAVEL AND TRAINING	9,000.00	9,000.00	100.00	1,675.64	7,324.36	18.62 %
<a href="#">10-5-0300-42000</a>	DUES, FEES, AND MEMBERSHIPS	1,000.00	1,000.00	0.00	150.00	850.00	15.00 %
<a href="#">10-5-0300-42600</a>	PROFESSIONAL FEES	1,000.00	1,000.00	300.00	307.79	692.21	30.78 %
<a href="#">10-5-0300-43400</a>	S.O. DISPATCH SERVICES	50,000.00	50,000.00	12,500.00	12,500.00	37,500.00	25.00 %
<a href="#">10-5-0300-43500</a>	SEXUAL ASSAULT INVESTIGATION	750.00	750.00	0.00	0.00	750.00	0.00 %
<a href="#">10-5-0300-43700</a>	COUNTY RADIO SERVICES	5,000.00	5,000.00	5,700.00	5,700.00	-700.00	114.00 %
<b>ExpCategory: 40 - SERVICES Total:</b>		<b>114,750.00</b>	<b>114,750.00</b>	<b>21,705.66</b>	<b>32,382.16</b>	<b>82,367.84</b>	<b>28.22%</b>
<b>ExpCategory: 50 - SUNDRY CHARGES</b>							
<a href="#">10-5-0300-50700</a>	INSURANCE -	7,247.00	7,247.00	0.00	6,732.00	515.00	92.89 %
<a href="#">10-5-0300-52500</a>	PRINCIPAL RIGHT-TO-USE LEASE	1,992.00	1,992.00	0.00	0.00	1,992.00	0.00 %
<b>ExpCategory: 50 - SUNDRY CHARGES Total:</b>		<b>9,239.00</b>	<b>9,239.00</b>	<b>0.00</b>	<b>6,732.00</b>	<b>2,507.00</b>	<b>72.87%</b>
<b>Department: 0300 - POLICE Total:</b>		<b>1,303,709.00</b>	<b>1,303,709.00</b>	<b>163,594.46</b>	<b>355,759.15</b>	<b>947,949.85</b>	<b>27.29%</b>
<b>Department: 0350 - MUNICIPAL COURT</b>							
<b>ExpCategory: 10 - PERSONNEL</b>							
<a href="#">10-5-0350-10100</a>	SALARIES	90,650.00	90,650.00	10,458.10	21,666.44	68,983.56	23.90 %
<a href="#">10-5-0350-10200</a>	LONGEVITY	1,260.00	1,260.00	138.45	286.59	973.41	22.75 %
<a href="#">10-5-0350-10400</a>	FICA	7,085.00	7,085.00	822.79	1,878.03	5,206.97	26.51 %
<a href="#">10-5-0350-10500</a>	RETIREMENT	10,190.00	10,190.00	1,163.43	2,663.69	7,526.31	26.14 %
<a href="#">10-5-0350-10600</a>	HEALTH INSURANCE	8,255.00	8,255.00	687.82	2,063.46	6,191.54	25.00 %
<a href="#">10-5-0350-10800</a>	CERTIFICATION	600.00	600.00	0.00	0.00	600.00	0.00 %
<a href="#">10-5-0350-10900</a>	LONG TERM DISABILITY	150.00	150.00	15.25	45.75	104.25	30.50 %
<a href="#">10-5-0350-11500</a>	WORKER'S COMPENSATION	265.00	265.00	0.00	0.00	265.00	0.00 %
<a href="#">10-5-0350-11700</a>	DENTAL INSURANCE	465.00	465.00	57.02	171.06	293.94	36.79 %
<a href="#">10-5-0350-11800</a>	LIFE INSURANCE	60.00	60.00	4.80	14.40	45.60	24.00 %
<a href="#">10-5-0350-12000</a>	EMPLOYEE BONUS	110.00	110.00	108.28	108.28	1.72	98.44 %
<a href="#">10-5-0350-19000</a>	LEDC OVERTIME	0.00	0.00	229.97	229.97	-229.97	0.00 %
<b>ExpCategory: 10 - PERSONNEL Total:</b>		<b>119,090.00</b>	<b>119,090.00</b>	<b>13,685.91</b>	<b>29,127.67</b>	<b>89,962.33</b>	<b>24.46%</b>
<b>ExpCategory: 20 - SUPPLIES</b>							
<a href="#">10-5-0350-20100</a>	OFFICE SUPPLIES	650.00	650.00	45.44	80.92	569.08	12.45 %
<a href="#">10-5-0350-20500</a>	OPERATIONAL SUPPLIES	350.00	350.00	0.00	0.00	350.00	0.00 %
<b>ExpCategory: 20 - SUPPLIES Total:</b>		<b>1,000.00</b>	<b>1,000.00</b>	<b>45.44</b>	<b>80.92</b>	<b>919.08</b>	<b>8.09%</b>
<b>ExpCategory: 30 - MAINTENANCE AND REPAIRS</b>							
<a href="#">10-5-0350-30700</a>	OFFICE EQUIPMENT	500.00	500.00	0.00	0.00	500.00	0.00 %
<b>ExpCategory: 30 - MAINTENANCE AND REPAIRS Total:</b>		<b>500.00</b>	<b>500.00</b>	<b>0.00</b>	<b>0.00</b>	<b>500.00</b>	<b>0.00%</b>
<b>ExpCategory: 40 - SERVICES</b>							
<a href="#">10-5-0350-40100</a>	COMMUNICATIONS	360.00	360.00	30.00	120.00	240.00	33.33 %
<a href="#">10-5-0350-40700</a>	TECHNOLOGY	10,684.00	10,684.00	0.00	11,291.95	-607.95	105.69 %
<a href="#">10-5-0350-41200</a>	TRAVEL AND TRAINING	3,200.00	3,200.00	750.00	1,547.04	1,652.96	48.35 %
<a href="#">10-5-0350-42000</a>	DUES, FEES, AND MEMBERSHIPS	130.00	130.00	0.00	0.00	130.00	0.00 %
<a href="#">10-5-0350-42100</a>	PRINTING	750.00	750.00	0.00	0.00	750.00	0.00 %

Financial

For Fiscal: 2025-2026 Period Ending: 12/31/2025

		Original Total Budget	Current Total Budget	Period Activity	Fiscal Activity	Variance Favorable (Unfavorable)	Percent Used
<a href="#">10-5-0350-42700</a>	LEGAL FEES	15,000.00	15,000.00	166.50	814.00	14,186.00	5.43 %
	<b>ExpCategory: 40 - SERVICES Total:</b>	<b>30,124.00</b>	<b>30,124.00</b>	<b>946.50</b>	<b>13,772.99</b>	<b>16,351.01</b>	<b>45.72%</b>
	<b>Department: 0350 - MUNICIPAL COURT Total:</b>	<b>150,714.00</b>	<b>150,714.00</b>	<b>14,677.85</b>	<b>42,981.58</b>	<b>107,732.42</b>	<b>28.52%</b>
<b>Department: 0400 - PERMITTING</b>							
<b>ExpCategory: 10 - PERSONNEL</b>							
<a href="#">10-5-0400-10100</a>	SALARIES	48,590.00	48,590.00	5,716.89	11,911.51	36,678.49	24.51 %
<a href="#">10-5-0400-10300</a>	OVERTIME	1,000.00	1,000.00	0.00	0.00	1,000.00	0.00 %
<a href="#">10-5-0400-10400</a>	FICA	3,850.00	3,850.00	445.63	1,032.48	2,817.52	26.82 %
<a href="#">10-5-0400-10500</a>	RETIREMENT	6,780.00	6,780.00	753.20	1,745.07	5,034.93	25.74 %
<a href="#">10-5-0400-10600</a>	HEALTH INSURANCE	8,475.00	8,475.00	687.82	2,751.28	5,723.72	32.46 %
<a href="#">10-5-0400-10700</a>	CLOTHING	720.00	720.00	0.00	0.00	720.00	0.00 %
<a href="#">10-5-0400-10800</a>	CERTIFICATION	600.00	600.00	0.00	0.00	600.00	0.00 %
<a href="#">10-5-0400-10900</a>	LONG TERM DISABILITY	160.00	160.00	12.05	132.15	27.85	82.59 %
<a href="#">10-5-0400-11500</a>	WORKER'S COMPENSATION	265.00	265.00	0.00	2,186.55	-1,921.55	825.11 %
<a href="#">10-5-0400-11700</a>	DENTAL INSURANCE	500.00	500.00	38.55	154.20	345.80	30.84 %
<a href="#">10-5-0400-11800</a>	LIFE INSURANCE	60.00	60.00	9.60	28.80	31.20	48.00 %
<a href="#">10-5-0400-12000</a>	EMPLOYEE BONUS	110.00	110.00	108.28	108.28	1.72	98.44 %
	<b>ExpCategory: 10 - PERSONNEL Total:</b>	<b>71,110.00</b>	<b>71,110.00</b>	<b>7,772.02</b>	<b>20,050.32</b>	<b>51,059.68</b>	<b>28.20%</b>
<b>ExpCategory: 20 - SUPPLIES</b>							
<a href="#">10-5-0400-20100</a>	OFFICE SUPPLIES	500.00	500.00	0.00	0.00	500.00	0.00 %
<a href="#">10-5-0400-20200</a>	POSTAGE	100.00	100.00	0.00	0.00	100.00	0.00 %
<a href="#">10-5-0400-20400</a>	SMALL TOOLS	100.00	100.00	0.00	0.00	100.00	0.00 %
<a href="#">10-5-0400-20500</a>	OPERATIONAL SUPPLIES	100.00	100.00	0.00	0.00	100.00	0.00 %
<a href="#">10-5-0400-21000</a>	FUEL	2,800.00	2,800.00	177.16	203.68	2,596.32	7.27 %
	<b>ExpCategory: 20 - SUPPLIES Total:</b>	<b>3,600.00</b>	<b>3,600.00</b>	<b>177.16</b>	<b>203.68</b>	<b>3,396.32</b>	<b>5.66%</b>
<b>ExpCategory: 30 - MAINTENANCE AND REPAIRS</b>							
<a href="#">10-5-0400-30200</a>	VEHICLE MAINTENANCE	2,000.00	2,000.00	0.00	0.00	2,000.00	0.00 %
<a href="#">10-5-0400-30700</a>	OFFICE EQUIPMENT	800.00	800.00	0.00	0.00	800.00	0.00 %
	<b>ExpCategory: 30 - MAINTENANCE AND REPAIRS Total:</b>	<b>2,800.00</b>	<b>2,800.00</b>	<b>0.00</b>	<b>0.00</b>	<b>2,800.00</b>	<b>0.00%</b>
<b>ExpCategory: 40 - SERVICES</b>							
<a href="#">10-5-0400-40100</a>	COMMUNICATIONS	2,000.00	2,000.00	123.06	405.48	1,594.52	20.27 %
<a href="#">10-5-0400-40700</a>	TECHNOLOGY	14,000.00	14,000.00	0.00	15,390.05	-1,390.05	109.93 %
<a href="#">10-5-0400-41200</a>	TRAVEL AND TRAINING	3,500.00	3,500.00	150.00	150.00	3,350.00	4.29 %
<a href="#">10-5-0400-42000</a>	DUES, FEES, AND MEMEBERSHIPS	1,000.00	1,000.00	0.00	0.00	1,000.00	0.00 %
<a href="#">10-5-0400-42100</a>	PRINTING	300.00	300.00	0.00	0.00	300.00	0.00 %
<a href="#">10-5-0400-42600</a>	PROFESSIONAL FEES	35,000.00	35,000.00	1,744.75	3,571.94	31,428.06	10.21 %
<a href="#">10-5-0400-42700</a>	LEGAL FEES	500.00	500.00	0.00	0.00	500.00	0.00 %
<a href="#">10-5-0400-43500</a>	CLEAN UP	15,000.00	15,000.00	0.00	7,142.48	7,857.52	47.62 %
	<b>ExpCategory: 40 - SERVICES Total:</b>	<b>71,300.00</b>	<b>71,300.00</b>	<b>2,017.81</b>	<b>26,659.95</b>	<b>44,640.05</b>	<b>37.39%</b>
	<b>Department: 0400 - PERMITTING Total:</b>	<b>148,810.00</b>	<b>148,810.00</b>	<b>9,966.99</b>	<b>46,913.95</b>	<b>101,896.05</b>	<b>31.53%</b>
<b>Department: 0500 - FIRE DEPARTMENT</b>							
<b>ExpCategory: 10 - PERSONNEL</b>							
<a href="#">10-5-0500-10100</a>	SALARIES	12,305.00	12,305.00	1,419.24	2,937.83	9,367.17	23.88 %
<a href="#">10-5-0500-10400</a>	FICA	945.00	945.00	108.57	253.33	691.67	26.81 %
<a href="#">10-5-0500-11500</a>	WORKERS' COMPENSATION	5,180.00	5,180.00	0.00	5,274.82	-94.82	101.83 %
	<b>ExpCategory: 10 - PERSONNEL Total:</b>	<b>18,430.00</b>	<b>18,430.00</b>	<b>1,527.81</b>	<b>8,465.98</b>	<b>9,964.02</b>	<b>45.94%</b>
<b>ExpCategory: 20 - SUPPLIES</b>							
<a href="#">10-5-0500-20100</a>	OFFICE SUPPLIES	1,500.00	1,500.00	0.00	12.23	1,487.77	0.82 %
<a href="#">10-5-0500-20400</a>	SMALL TOOLS	3,000.00	3,000.00	0.00	0.00	3,000.00	0.00 %
<a href="#">10-5-0500-20500</a>	OPERATIONAL SUPPLIES	30,000.00	30,000.00	0.00	0.00	30,000.00	0.00 %
<a href="#">10-5-0500-21000</a>	FUEL	2,000.00	2,000.00	113.40	221.07	1,778.93	11.05 %
	<b>ExpCategory: 20 - SUPPLIES Total:</b>	<b>36,500.00</b>	<b>36,500.00</b>	<b>113.40</b>	<b>233.30</b>	<b>36,266.70</b>	<b>0.64%</b>
<b>ExpCategory: 30 - MAINTENANCE AND REPAIRS</b>							
<a href="#">10-5-0500-30200</a>	VEHICLE MAINTENANCE	8,000.00	8,000.00	0.00	0.00	8,000.00	0.00 %
<a href="#">10-5-0500-30300</a>	EQUIPMENT	5,000.00	5,000.00	816.70	1,622.05	3,377.95	32.44 %

		Original Total Budget	Current Total Budget	Period Activity	Fiscal Activity	Variance Favorable (Unfavorable)	Percent Used
<a href="#">10-5-0500-30500</a>	BUILDING AND GROUNDS	10,000.00	10,000.00	0.00	0.00	10,000.00	0.00 %
<b>ExpCategory: 30 - MAINTENANCE AND REPAIRS Total:</b>		<b>23,000.00</b>	<b>23,000.00</b>	<b>816.70</b>	<b>1,622.05</b>	<b>21,377.95</b>	<b>7.05%</b>
<b>ExpCategory: 40 - SERVICES</b>							
<a href="#">10-5-0500-40100</a>	COMMUNICATIONS	4,000.00	4,000.00	179.98	539.94	3,460.06	13.50 %
<a href="#">10-5-0500-40200</a>	ELECTRIC	3,500.00	3,500.00	245.55	990.50	2,509.50	28.30 %
<a href="#">10-5-0500-40500</a>	GAS	3,500.00	3,500.00	395.73	826.26	2,673.74	23.61 %
<a href="#">10-5-0500-40700</a>	TECHNOLOGY	5,000.00	5,000.00	0.00	0.00	5,000.00	0.00 %
<a href="#">10-5-0500-41200</a>	TRAVEL AND TRAINING	5,000.00	5,000.00	0.00	0.00	5,000.00	0.00 %
<a href="#">10-5-0500-42000</a>	DUES, FEES, AND MEMBERSHIPS	7,000.00	7,000.00	2,385.00	2,385.00	4,615.00	34.07 %
<a href="#">10-5-0500-45000</a>	DEBT SERVICE -INTEREST	8,000.00	8,000.00	1,197.51	2,433.19	5,566.81	30.41 %
<a href="#">10-5-0500-45100</a>	DEBT SERVICE-PRINCIPAL	49,500.00	49,500.00	8,332.63	16,627.09	32,872.91	33.59 %
<b>ExpCategory: 40 - SERVICES Total:</b>		<b>85,500.00</b>	<b>85,500.00</b>	<b>12,736.40</b>	<b>23,801.98</b>	<b>61,698.02</b>	<b>27.84%</b>
<b>ExpCategory: 50 - SUNDRY CHARGES</b>							
<a href="#">10-5-0500-53000</a>	FIREMEN'S PENSION	25,000.00	25,000.00	0.00	0.00	25,000.00	0.00 %
<b>ExpCategory: 50 - SUNDRY CHARGES Total:</b>		<b>25,000.00</b>	<b>25,000.00</b>	<b>0.00</b>	<b>0.00</b>	<b>25,000.00</b>	<b>0.00%</b>
<b>Department: 0500 - FIRE DEPARTMENT Total:</b>		<b>188,430.00</b>	<b>188,430.00</b>	<b>15,194.31</b>	<b>34,123.31</b>	<b>154,306.69</b>	<b>18.11%</b>
<b>Department: 0600 - PARKS AND RECREATION</b>							
<b>ExpCategory: 10 - PERSONNEL</b>							
<a href="#">10-5-0600-10100</a>	SALARIES	124,980.00	207,680.00	19,512.67	40,479.01	167,200.99	19.49 %
<a href="#">10-5-0600-10200</a>	LONGEVITY	2,040.00	2,040.00	221.55	458.61	1,581.39	22.48 %
<a href="#">10-5-0600-10300</a>	OVERTIME	1,500.00	1,500.00	76.58	95.67	1,404.33	6.38 %
<a href="#">10-5-0600-10400</a>	FICA	9,905.00	16,415.00	1,537.07	3,529.04	12,885.96	21.50 %
<a href="#">10-5-0600-10500</a>	RETIREMENT	17,435.00	28,900.00	2,626.49	6,050.27	22,849.73	20.94 %
<a href="#">10-5-0600-10600</a>	HEALTH INSURANCE	24,765.00	56,510.00	2,751.28	8,253.84	48,256.16	14.61 %
<a href="#">10-5-0600-10700</a>	CLOTHING	1,950.00	3,250.00	190.40	979.40	2,270.60	30.14 %
<a href="#">10-5-0600-10800</a>	CERTIFICATION	600.00	1,800.00	69.24	143.33	1,656.67	7.96 %
<a href="#">10-5-0600-10900</a>	LONG TERM DISABILITY	385.00	640.00	42.00	179.80	460.20	28.09 %
<a href="#">10-5-0600-11500</a>	WORKER'S COMPENSATION	2,770.00	2,770.00	0.00	6,203.09	-3,433.09	223.94 %
<a href="#">10-5-0600-11700</a>	DENTAL INSURANCE	4,725.00	6,920.00	172.67	518.01	6,401.99	7.49 %
<a href="#">10-5-0600-11800</a>	LIFE INSURANCE	180.00	300.00	17.52	42.96	257.04	14.32 %
<a href="#">10-5-0600-12000</a>	EMPLOYEE BONUS	325.00	325.00	433.12	433.12	-108.12	133.27 %
<b>ExpCategory: 10 - PERSONNEL Total:</b>		<b>191,560.00</b>	<b>329,050.00</b>	<b>27,650.59</b>	<b>67,366.15</b>	<b>261,683.85</b>	<b>20.47%</b>
<b>ExpCategory: 20 - SUPPLIES</b>							
<a href="#">10-5-0600-20100</a>	OFFICE SUPPLIES	50.00	50.00	0.00	0.00	50.00	0.00 %
<a href="#">10-5-0600-20400</a>	SMALL TOOLS	500.00	500.00	209.26	241.79	258.21	48.36 %
<a href="#">10-5-0600-20500</a>	OPERATIONAL SUPPLIES	5,000.00	5,000.00	0.00	852.55	4,147.45	17.05 %
<a href="#">10-5-0600-20600</a>	SPLASH PAD CHEMICALS	1,000.00	1,000.00	0.00	0.00	1,000.00	0.00 %
<a href="#">10-5-0600-21000</a>	FUEL	8,000.00	8,000.00	319.13	955.69	7,044.31	11.95 %
<b>ExpCategory: 20 - SUPPLIES Total:</b>		<b>14,550.00</b>	<b>14,550.00</b>	<b>528.39</b>	<b>2,050.03</b>	<b>12,499.97</b>	<b>14.09%</b>
<b>ExpCategory: 30 - MAINTENANCE AND REPAIRS</b>							
<a href="#">10-5-0600-30200</a>	VEHICLE MAINTENANCE	2,500.00	2,500.00	544.75	544.75	1,955.25	21.79 %
<a href="#">10-5-0600-30300</a>	EQUIPMENT	6,000.00	6,000.00	78.68	448.58	5,551.42	7.48 %
<a href="#">10-5-0600-30400</a>	MACHINERY	0.00	0.00	129.08	129.08	-129.08	0.00 %
<a href="#">10-5-0600-30500</a>	BUILDING AND GROUNDS	15,000.00	15,000.00	10,007.54	16,535.36	-1,535.36	110.24 %
<a href="#">10-5-0600-30600</a>	BALLFIELD MAINTENANCE	15,000.00	15,000.00	0.00	4,000.00	11,000.00	26.67 %
<a href="#">10-5-0600-30700</a>	DOG PARK	1,000.00	1,000.00	0.00	0.00	1,000.00	0.00 %
<a href="#">10-5-0600-30800</a>	SPLASH PAD MAINTENANCE	1,000.00	1,000.00	0.00	9,721.00	-8,721.00	972.10 %
<b>ExpCategory: 30 - MAINTENANCE AND REPAIRS Total:</b>		<b>40,500.00</b>	<b>40,500.00</b>	<b>10,760.05</b>	<b>31,378.77</b>	<b>9,121.23</b>	<b>77.48%</b>
<b>ExpCategory: 40 - SERVICES</b>							
<a href="#">10-5-0600-40100</a>	COMMUNICATIONS	2,500.00	2,500.00	164.14	498.75	2,001.25	19.95 %
<a href="#">10-5-0600-40200</a>	ELECTRIC	8,500.00	8,500.00	360.50	1,140.22	7,359.78	13.41 %
<a href="#">10-5-0600-41200</a>	TRAVEL AND TRAINING	1,200.00	1,200.00	0.00	0.00	1,200.00	0.00 %
<a href="#">10-5-0600-42000</a>	DUES, FEES, AND MEMBERSHIPS	100.00	100.00	0.00	0.00	100.00	0.00 %
<b>ExpCategory: 40 - SERVICES Total:</b>		<b>12,300.00</b>	<b>12,300.00</b>	<b>524.64</b>	<b>1,638.97</b>	<b>10,661.03</b>	<b>13.32%</b>
<b>Department: 0600 - PARKS AND RECREATION Total:</b>		<b>258,910.00</b>	<b>396,400.00</b>	<b>39,463.67</b>	<b>102,433.92</b>	<b>293,966.08</b>	<b>25.84%</b>

		Original Total Budget	Current Total Budget	Period Activity	Fiscal Activity	Variance Favorable (Unfavorable)	Percent Used
<b>Department: 0601 - SWIMMING POOL</b>							
<b>ExpCategory: 10 - PERSONNEL</b>							
<a href="#">10-5-0601-10100</a>	SALARIES	29,770.00	29,770.00	0.00	0.00	29,770.00	0.00 %
<a href="#">10-5-0601-10300</a>	OVERTIME	1,000.00	1,000.00	0.00	0.00	1,000.00	0.00 %
<a href="#">10-5-0601-10400</a>	FICA	2,280.00	2,280.00	0.00	0.00	2,280.00	0.00 %
<a href="#">10-5-0601-11500</a>	WORKERS COMPENSATION	680.00	680.00	0.00	0.00	680.00	0.00 %
<b>ExpCategory: 10 - PERSONNEL Total:</b>		<b>33,730.00</b>	<b>33,730.00</b>	<b>0.00</b>	<b>0.00</b>	<b>33,730.00</b>	<b>0.00%</b>
<b>ExpCategory: 20 - SUPPLIES</b>							
<a href="#">10-5-0601-20100</a>	OFFICE SUPPLIES	100.00	100.00	0.00	0.00	100.00	0.00 %
<a href="#">10-5-0601-20300</a>	CONCESSIONS	2,500.00	2,500.00	0.00	0.00	2,500.00	0.00 %
<a href="#">10-5-0601-20500</a>	OPERATIONAL SUPPLIES	8,000.00	8,000.00	0.00	0.00	8,000.00	0.00 %
<b>ExpCategory: 20 - SUPPLIES Total:</b>		<b>10,600.00</b>	<b>10,600.00</b>	<b>0.00</b>	<b>0.00</b>	<b>10,600.00</b>	<b>0.00%</b>
<b>ExpCategory: 30 - MAINTENANCE AND REPAIRS</b>							
<a href="#">10-5-0601-30300</a>	EQUIPMENT	500.00	500.00	0.00	0.00	500.00	0.00 %
<a href="#">10-5-0601-30500</a>	BUILDING AND GROUNDS	2,500.00	2,500.00	0.00	0.00	2,500.00	0.00 %
<b>ExpCategory: 30 - MAINTENANCE AND REPAIRS Total:</b>		<b>3,000.00</b>	<b>3,000.00</b>	<b>0.00</b>	<b>0.00</b>	<b>3,000.00</b>	<b>0.00%</b>
<b>ExpCategory: 40 - SERVICES</b>							
<a href="#">10-5-0601-40100</a>	COMMUNICATIONS	600.00	600.00	44.15	132.45	467.55	22.08 %
<a href="#">10-5-0601-40200</a>	ELECTRIC	5,000.00	5,000.00	141.78	1,301.86	3,698.14	26.04 %
<a href="#">10-5-0601-41200</a>	TRAVEL AND TRAINING	1,500.00	1,500.00	0.00	0.00	1,500.00	0.00 %
<b>ExpCategory: 40 - SERVICES Total:</b>		<b>7,100.00</b>	<b>7,100.00</b>	<b>185.93</b>	<b>1,434.31</b>	<b>5,665.69</b>	<b>20.20%</b>
<b>Department: 0601 - SWIMMING POOL Total:</b>		<b>54,430.00</b>	<b>54,430.00</b>	<b>185.93</b>	<b>1,434.31</b>	<b>52,995.69</b>	<b>2.64%</b>
<b>Department: 0602 - BADU RV PARK</b>							
<b>ExpCategory: 30 - MAINTENANCE AND REPAIRS</b>							
<a href="#">10-5-0602-30500</a>	BUILDING AND GROUNDS	1,000.00	1,000.00	0.00	0.00	1,000.00	0.00 %
<b>ExpCategory: 30 - MAINTENANCE AND REPAIRS Total:</b>		<b>1,000.00</b>	<b>1,000.00</b>	<b>0.00</b>	<b>0.00</b>	<b>1,000.00</b>	<b>0.00%</b>
<b>ExpCategory: 40 - SERVICES</b>							
<a href="#">10-5-0602-40200</a>	ELECTRIC	1,500.00	1,500.00	36.94	753.53	746.47	50.24 %
<a href="#">10-5-0602-43600</a>	RV SPACE MGMT FEE-AM LEGION	3,000.00	3,000.00	0.00	0.00	3,000.00	0.00 %
<b>ExpCategory: 40 - SERVICES Total:</b>		<b>4,500.00</b>	<b>4,500.00</b>	<b>36.94</b>	<b>753.53</b>	<b>3,746.47</b>	<b>16.75%</b>
<b>Department: 0602 - BADU RV PARK Total:</b>		<b>5,500.00</b>	<b>5,500.00</b>	<b>36.94</b>	<b>753.53</b>	<b>4,746.47</b>	<b>13.70%</b>
<b>Department: 0604 - ROBINSON RV PARK</b>							
<b>ExpCategory: 10 - PERSONNEL</b>							
<a href="#">10-5-0604-10100</a>	SALARIES	9,830.00	9,830.00	1,134.21	2,347.81	7,482.19	23.88 %
<a href="#">10-5-0604-10400</a>	FICA	1,120.00	1,120.00	115.89	270.41	849.59	24.14 %
<a href="#">10-5-0604-11500</a>	WORKERS COMPENSATION	25.00	25.00	0.00	0.00	25.00	0.00 %
<b>ExpCategory: 10 - PERSONNEL Total:</b>		<b>10,975.00</b>	<b>10,975.00</b>	<b>1,250.10</b>	<b>2,618.22</b>	<b>8,356.78</b>	<b>23.86%</b>
<b>ExpCategory: 20 - SUPPLIES</b>							
<a href="#">10-5-0604-20100</a>	OFFICE SUPPLIES	50.00	50.00	0.00	0.00	50.00	0.00 %
<a href="#">10-5-0604-20500</a>	OPERATIONAL SUPPLIES	600.00	600.00	69.05	103.54	496.46	17.26 %
<b>ExpCategory: 20 - SUPPLIES Total:</b>		<b>650.00</b>	<b>650.00</b>	<b>69.05</b>	<b>103.54</b>	<b>546.46</b>	<b>15.93%</b>
<b>ExpCategory: 30 - MAINTENANCE AND REPAIRS</b>							
<a href="#">10-5-0604-30300</a>	EQUIPMENT	300.00	300.00	0.00	0.00	300.00	0.00 %
<a href="#">10-5-0604-30500</a>	BUILDING AND GROUNDS	2,000.00	2,000.00	0.00	0.00	2,000.00	0.00 %
<b>ExpCategory: 30 - MAINTENANCE AND REPAIRS Total:</b>		<b>2,300.00</b>	<b>2,300.00</b>	<b>0.00</b>	<b>0.00</b>	<b>2,300.00</b>	<b>0.00%</b>
<b>ExpCategory: 40 - SERVICES</b>							
<a href="#">10-5-0604-40100</a>	COMMUNICATIONS	5,000.00	5,000.00	366.69	1,100.07	3,899.93	22.00 %
<a href="#">10-5-0604-40200</a>	ELECTRIC	20,000.00	20,000.00	961.13	4,396.45	15,603.55	21.98 %
<a href="#">10-5-0604-40500</a>	PROPANE	2,500.00	2,500.00	280.00	687.00	1,813.00	27.48 %
<a href="#">10-5-0604-40700</a>	TECHNOLOGY	250.00	250.00	0.00	0.00	250.00	0.00 %
<a href="#">10-5-0604-46000</a>	CREDIT CARD FEES	4,500.00	4,500.00	402.04	1,501.67	2,998.33	33.37 %
<b>ExpCategory: 40 - SERVICES Total:</b>		<b>32,250.00</b>	<b>32,250.00</b>	<b>2,009.86</b>	<b>7,685.19</b>	<b>24,564.81</b>	<b>23.83%</b>
<b>Department: 0604 - ROBINSON RV PARK Total:</b>		<b>46,175.00</b>	<b>46,175.00</b>	<b>3,329.01</b>	<b>10,406.95</b>	<b>35,768.05</b>	<b>22.54%</b>

		Original Total Budget	Current Total Budget	Period Activity	Fiscal Activity	Variance Favorable (Unfavorable)	Percent Used
<b>Department: 0605 - DEPOT MUSEUM</b>							
<b>ExpCategory: 20 - SUPPLIES</b>							
<a href="#">10-5-0605-20500</a>	OPERATIONAL SUPPLIES	300.00	300.00	0.00	45.10	254.90	15.03 %
	<b>ExpCategory: 20 - SUPPLIES Total:</b>	<b>300.00</b>	<b>300.00</b>	<b>0.00</b>	<b>45.10</b>	<b>254.90</b>	<b>15.03%</b>
<b>ExpCategory: 30 - MAINTENANCE AND REPAIRS</b>							
<a href="#">10-5-0605-30500</a>	BUILDING AND GROUNDS	10,400.00	10,400.00	2,986.00	6,998.46	3,401.54	67.29 %
	<b>ExpCategory: 30 - MAINTENANCE AND REPAIRS Total:</b>	<b>10,400.00</b>	<b>10,400.00</b>	<b>2,986.00</b>	<b>6,998.46</b>	<b>3,401.54</b>	<b>67.29%</b>
<b>ExpCategory: 40 - SERVICES</b>							
<a href="#">10-5-0605-40100</a>	COMMUNICATIONS	3,000.00	3,000.00	232.44	697.32	2,302.68	23.24 %
<a href="#">10-5-0605-43400</a>	CONTRACT LABOR	2,350.00	2,350.00	0.00	0.00	2,350.00	0.00 %
	<b>ExpCategory: 40 - SERVICES Total:</b>	<b>5,350.00</b>	<b>5,350.00</b>	<b>232.44</b>	<b>697.32</b>	<b>4,652.68</b>	<b>13.03%</b>
	<b>Department: 0605 - DEPOT MUSEUM Total:</b>	<b>16,050.00</b>	<b>16,050.00</b>	<b>3,218.44</b>	<b>7,740.88</b>	<b>8,309.12</b>	<b>48.23%</b>
<b>Department: 0606 - JLK EVENT CENTER</b>							
<b>ExpCategory: 10 - PERSONNEL</b>							
<a href="#">10-5-0606-10100</a>	SALARIES	83,185.00	83,185.00	9,037.30	19,446.20	63,738.80	23.38 %
<a href="#">10-5-0606-10400</a>	FICA	6,375.00	6,375.00	618.55	1,497.69	4,877.31	23.49 %
<a href="#">10-5-0606-10500</a>	RETIREMENT	7,880.00	7,880.00	884.51	2,045.19	5,834.81	25.95 %
<a href="#">10-5-0606-10600</a>	HEALTH INSURANCE	15,875.00	15,875.00	1,322.84	3,968.52	11,906.48	25.00 %
<a href="#">10-5-0606-10900</a>	LONG TERM DISABILITY	180.00	180.00	14.47	56.31	123.69	31.28 %
<a href="#">10-5-0606-11500</a>	WORKER'S COMPENSATION	1,970.00	1,970.00	0.00	4,073.64	-2,103.64	206.78 %
<a href="#">10-5-0606-11700</a>	DENTAL INSURANCE	2,870.00	2,870.00	91.29	273.87	2,596.13	9.54 %
<a href="#">10-5-0606-11800</a>	LIFE INSURANCE	60.00	60.00	4.80	14.40	45.60	24.00 %
<a href="#">10-5-0606-12000</a>	EMPLOYEE BONUS	110.00	110.00	108.28	108.28	1.72	98.44 %
	<b>ExpCategory: 10 - PERSONNEL Total:</b>	<b>118,505.00</b>	<b>118,505.00</b>	<b>12,082.04</b>	<b>31,484.10</b>	<b>87,020.90</b>	<b>26.57%</b>
<b>ExpCategory: 20 - SUPPLIES</b>							
<a href="#">10-5-0606-20100</a>	OFFICE SUPPLIES	100.00	100.00	67.97	67.97	32.03	67.97 %
<a href="#">10-5-0606-20400</a>	SMALL TOOLS	300.00	300.00	0.00	0.00	300.00	0.00 %
<a href="#">10-5-0606-20500</a>	SUPPLIES	4,500.00	4,500.00	900.09	913.62	3,586.38	20.30 %
<a href="#">10-5-0606-20600</a>	SHAVINGS	6,500.00	6,500.00	1,113.75	1,113.75	5,386.25	17.13 %
<a href="#">10-5-0606-20900</a>	ALCOHOLIC BEVERAGES	0.00	0.00	33.65	100.95	-100.95	0.00 %
<a href="#">10-5-0606-21000</a>	FUEL	5,000.00	5,000.00	26.53	53.06	4,946.94	1.06 %
	<b>ExpCategory: 20 - SUPPLIES Total:</b>	<b>16,400.00</b>	<b>16,400.00</b>	<b>2,141.99</b>	<b>2,249.35</b>	<b>14,150.65</b>	<b>13.72%</b>
<b>ExpCategory: 30 - MAINTENANCE AND REPAIRS</b>							
<a href="#">10-5-0606-30200</a>	MAINTENANCE OF VEHICLES	250.00	250.00	0.00	0.00	250.00	0.00 %
<a href="#">10-5-0606-30300</a>	EQUIPMENT	7,000.00	7,000.00	606.25	606.25	6,393.75	8.66 %
<a href="#">10-5-0606-30500</a>	BUILDING AND GROUNDS	8,000.00	8,000.00	715.73	4,492.52	3,507.48	56.16 %
	<b>ExpCategory: 30 - MAINTENANCE AND REPAIRS Total:</b>	<b>15,250.00</b>	<b>15,250.00</b>	<b>1,321.98</b>	<b>5,098.77</b>	<b>10,151.23</b>	<b>33.43%</b>
<b>ExpCategory: 40 - SERVICES</b>							
<a href="#">10-5-0606-40100</a>	COMMUNICATIONS/INTERNET	4,000.00	4,000.00	146.14	441.77	3,558.23	11.04 %
<a href="#">10-5-0606-40200</a>	ELECTRICITY	36,000.00	36,000.00	3,724.11	13,276.27	22,723.73	36.88 %
<a href="#">10-5-0606-40500</a>	PROPANE	5,000.00	5,000.00	0.00	0.00	5,000.00	0.00 %
<a href="#">10-5-0606-40700</a>	TECHNOLOGY	0.00	0.00	0.00	34.99	-34.99	0.00 %
<a href="#">10-5-0606-42100</a>	PRODUCTION EXPENSES	12,000.00	12,000.00	2,385.34	16,757.71	-4,757.71	139.65 %
<a href="#">10-5-0606-42600</a>	CONTRACT LABOR	14,400.00	14,400.00	1,200.00	3,600.00	10,800.00	25.00 %
<a href="#">10-5-0606-46000</a>	CREDIT CARD FEES	1,200.00	1,200.00	0.00	232.58	967.42	19.38 %
	<b>ExpCategory: 40 - SERVICES Total:</b>	<b>72,600.00</b>	<b>72,600.00</b>	<b>7,455.59</b>	<b>34,343.32</b>	<b>38,256.68</b>	<b>47.30%</b>
	<b>Department: 0606 - JLK EVENT CENTER Total:</b>	<b>222,755.00</b>	<b>222,755.00</b>	<b>23,001.60</b>	<b>73,175.54</b>	<b>149,579.46</b>	<b>32.85%</b>
<b>Department: 0610 - LANTEX THEATER</b>							
<b>ExpCategory: 10 - PERSONNEL</b>							
<a href="#">10-5-0610-10100</a>	SALARIES	14,180.00	14,180.00	1,635.90	3,386.31	10,793.69	23.88 %
<a href="#">10-5-0610-10400</a>	FICA	1,085.00	1,085.00	125.16	292.04	792.96	26.92 %
<a href="#">10-5-0610-11500</a>	WORKERS COMP	65.00	65.00	0.00	0.00	65.00	0.00 %
	<b>ExpCategory: 10 - PERSONNEL Total:</b>	<b>15,330.00</b>	<b>15,330.00</b>	<b>1,761.06</b>	<b>3,678.35</b>	<b>11,651.65</b>	<b>23.99%</b>
<b>ExpCategory: 20 - SUPPLIES</b>							
<a href="#">10-5-0610-20100</a>	OFFICE SUPPLIES	100.00	100.00	0.00	0.00	100.00	0.00 %

Financial

For Fiscal: 2025-2026 Period Ending: 12/31/2025

		Original Total Budget	Current Total Budget	Period Activity	Fiscal Activity	Variance Favorable (Unfavorable)	Percent Used
<a href="#">10-5-0610-20500</a>	OPERATIONAL SUPPLIES	1,500.00	1,500.00	27.60	333.02	1,166.98	22.20 %
<a href="#">10-5-0610-20900</a>	BEER	0.00	0.00	33.65	100.95	-100.95	0.00 %
<b>ExpCategory: 20 - SUPPLIES Total:</b>		<b>1,600.00</b>	<b>1,600.00</b>	<b>61.25</b>	<b>433.97</b>	<b>1,166.03</b>	<b>27.12%</b>
<b>ExpCategory: 30 - MAINTENANCE AND REPAIRS</b>							
<a href="#">10-5-0610-30300</a>	EQUIPMENT	3,500.00	3,500.00	1,080.00	1,703.70	1,796.30	48.68 %
<a href="#">10-5-0610-30500</a>	BUILDING & GROUNDS	2,500.00	2,500.00	1,991.06	2,496.06	3.94	99.84 %
<b>ExpCategory: 30 - MAINTENANCE AND REPAIRS Total:</b>		<b>6,000.00</b>	<b>6,000.00</b>	<b>3,071.06</b>	<b>4,199.76</b>	<b>1,800.24</b>	<b>70.00%</b>
<b>ExpCategory: 40 - SERVICES</b>							
<a href="#">10-5-0610-40100</a>	COMMUNICATIONS	2,500.00	2,500.00	256.61	769.83	1,730.17	30.79 %
<a href="#">10-5-0610-40200</a>	ELECTRIC	5,000.00	5,000.00	337.83	1,812.37	3,187.63	36.25 %
<a href="#">10-5-0610-40500</a>	GAS	3,100.00	3,100.00	107.18	214.36	2,885.64	6.91 %
<a href="#">10-5-0610-40700</a>	TECHNOLOGY	500.00	500.00	0.00	0.00	500.00	0.00 %
<a href="#">10-5-0610-43000</a>	ADVERTISING	2,500.00	2,500.00	0.00	210.78	2,289.22	8.43 %
<b>ExpCategory: 40 - SERVICES Total:</b>		<b>13,600.00</b>	<b>13,600.00</b>	<b>701.62</b>	<b>3,007.34</b>	<b>10,592.66</b>	<b>22.11%</b>
<b>Department: 0610 - LANTEX THEATER Total:</b>		<b>36,530.00</b>	<b>36,530.00</b>	<b>5,594.99</b>	<b>11,319.42</b>	<b>25,210.58</b>	<b>30.99%</b>
<b>Department: 0650 - GOLF COURSE</b>							
<b>ExpCategory: 10 - PERSONNEL</b>							
<a href="#">10-5-0650-10100</a>	SALARIES	254,970.00	254,970.00	29,460.57	62,466.90	192,503.10	24.50 %
<a href="#">10-5-0650-10200</a>	LONGEVITY	1,560.00	1,560.00	138.45	286.59	1,273.41	18.37 %
<a href="#">10-5-0650-10300</a>	OVERTIME	3,000.00	3,000.00	36.17	103.96	2,896.04	3.47 %
<a href="#">10-5-0650-10400</a>	FICA	19,890.00	19,890.00	2,267.23	5,394.38	14,495.62	27.12 %
<a href="#">10-5-0650-10500</a>	RETIREMENT	31,600.00	31,600.00	3,233.99	7,139.21	24,460.79	22.59 %
<a href="#">10-5-0650-10600</a>	HEALTH INSURANCE	35,355.00	35,355.00	1,623.15	4,869.45	30,485.55	13.77 %
<a href="#">10-5-0650-10800</a>	CERTIFICATION	0.00	0.00	34.59	71.60	-71.60	0.00 %
<a href="#">10-5-0650-10900</a>	LTD	470.00	470.00	34.99	132.97	337.03	28.29 %
<a href="#">10-5-0650-11500</a>	WORKERS COMPENSATION	6,325.00	6,325.00	0.00	7,309.98	-984.98	115.57 %
<a href="#">10-5-0650-11700</a>	DENTAL INSURANCE	2,855.00	2,855.00	107.84	323.52	2,531.48	11.33 %
<a href="#">10-5-0650-11800</a>	LIFE INSURANCE	240.00	240.00	9.60	19.20	220.80	8.00 %
<a href="#">10-5-0650-12000</a>	EMPLOYEE BONUS	435.00	435.00	433.12	433.12	1.88	99.57 %
<b>ExpCategory: 10 - PERSONNEL Total:</b>		<b>356,700.00</b>	<b>356,700.00</b>	<b>37,379.70</b>	<b>88,550.88</b>	<b>268,149.12</b>	<b>24.83%</b>
<b>ExpCategory: 20 - SUPPLIES</b>							
<a href="#">10-5-0650-20100</a>	OFFICE SUPPLIES	500.00	500.00	0.00	50.97	449.03	10.19 %
<a href="#">10-5-0650-20301</a>	FOOD & SNACKS	8,000.00	8,000.00	902.35	3,309.99	4,690.01	41.37 %
<a href="#">10-5-0650-20302</a>	NON ALCOHOLIC BEVERAGES	10,600.00	10,600.00	631.44	2,240.04	8,359.96	21.13 %
<a href="#">10-5-0650-20400</a>	SMALL TOOLS	1,000.00	1,000.00	0.00	0.00	1,000.00	0.00 %
<a href="#">10-5-0650-20500</a>	OPERATIONAL SUPPLIES	3,000.00	3,000.00	0.00	414.68	2,585.32	13.82 %
<a href="#">10-5-0650-20700</a>	PRO SHOP INVENTORY	21,000.00	21,000.00	1,373.07	7,864.64	13,135.36	37.45 %
<a href="#">10-5-0650-20900</a>	ALCOHOLIC BEVERAGES	21,500.00	21,500.00	875.95	5,309.60	16,190.40	24.70 %
<a href="#">10-5-0650-21000</a>	FUEL	10,000.00	10,000.00	857.07	2,159.12	7,840.88	21.59 %
<b>ExpCategory: 20 - SUPPLIES Total:</b>		<b>75,600.00</b>	<b>75,600.00</b>	<b>4,639.88</b>	<b>21,349.04</b>	<b>54,250.96</b>	<b>28.24%</b>
<b>ExpCategory: 30 - MAINTENANCE AND REPAIRS</b>							
<a href="#">10-5-0650-30200</a>	VEHICLE MAINTENANCE	400.00	400.00	0.00	0.00	400.00	0.00 %
<a href="#">10-5-0650-30300</a>	EQUIPMENT MAINTENANCE	35,000.00	35,000.00	613.44	5,828.10	29,171.90	16.65 %
<a href="#">10-5-0650-30500</a>	BUILDING AND GROUNDS	2,500.00	2,500.00	60.00	445.00	2,055.00	17.80 %
<a href="#">10-5-0650-30601</a>	FERTILIZER	34,000.00	34,000.00	0.00	244.90	33,755.10	0.72 %
<a href="#">10-5-0650-30602</a>	CHEMICALS	54,000.00	54,000.00	35,735.95	35,735.95	18,264.05	66.18 %
<a href="#">10-5-0650-30603</a>	TOP DRESSING, SAND, SOIL	3,000.00	3,000.00	0.00	0.00	3,000.00	0.00 %
<a href="#">10-5-0650-30604</a>	IRRIGATION REPAIRS	8,000.00	8,000.00	0.00	1,847.43	6,152.57	23.09 %
<a href="#">10-5-0650-30605</a>	IRRIGATION SUPPLIES	2,000.00	2,000.00	0.00	0.00	2,000.00	0.00 %
<a href="#">10-5-0650-30607</a>	OVERSEEDING, SOD, SPRIGS	3,000.00	3,000.00	0.00	0.00	3,000.00	0.00 %
<a href="#">10-5-0650-30700</a>	MAINTENANCE OF GOLF CARTS	500.00	500.00	15.00	235.83	264.17	47.17 %
<b>ExpCategory: 30 - MAINTENANCE AND REPAIRS Total:</b>		<b>142,400.00</b>	<b>142,400.00</b>	<b>36,424.39</b>	<b>44,337.21</b>	<b>98,062.79</b>	<b>31.14%</b>
<b>ExpCategory: 40 - SERVICES</b>							
<a href="#">10-5-0650-40100</a>	COMMUNICATIONS	5,500.00	5,500.00	418.63	1,163.75	4,336.25	21.16 %
<a href="#">10-5-0650-40200</a>	ELECTRICITY	15,500.00	15,500.00	966.35	4,134.37	11,365.63	26.67 %
<a href="#">10-5-0650-40700</a>	TECHNOLOGY	9,000.00	9,000.00	0.00	0.00	9,000.00	0.00 %

Financial

For Fiscal: 2025-2026 Period Ending: 12/31/2025

		Original Total Budget	Current Total Budget	Period Activity	Fiscal Activity	Variance Favorable (Unfavorable)	Percent Used
<a href="#">10-5-0650-41200</a>	TRAVEL & TRAINING	900.00	900.00	0.00	0.00	900.00	0.00 %
<a href="#">10-5-0650-41600</a>	CART LEASE - INTEREST	27,000.00	27,000.00	2,250.00	6,750.00	20,250.00	25.00 %
<a href="#">10-5-0650-41700</a>	RENTAL OF EQUIPMENT	1,500.00	1,500.00	225.00	450.00	1,050.00	30.00 %
<a href="#">10-5-0650-42000</a>	DUES FEES AND MEMBERSHIPS	1,800.00	1,800.00	1,900.00	1,900.00	-100.00	105.56 %
<a href="#">10-5-0650-43400</a>	CONTRACT LABOR	49,500.00	49,500.00	4,125.00	12,375.00	37,125.00	25.00 %
<a href="#">10-5-0650-46000</a>	CREDIT CARD FEES	12,000.00	12,000.00	312.20	2,687.81	9,312.19	22.40 %
<b>ExpCategory: 40 - SERVICES Total:</b>		<b>122,700.00</b>	<b>122,700.00</b>	<b>10,197.18</b>	<b>29,460.93</b>	<b>93,239.07</b>	<b>24.01%</b>
<b>Department: 0650 - GOLF COURSE Total:</b>		<b>697,400.00</b>	<b>697,400.00</b>	<b>88,641.15</b>	<b>183,698.06</b>	<b>513,701.94</b>	<b>26.34%</b>
<b>Department: 0800 - STREETS</b>							
<b>ExpCategory: 10 - PERSONNEL</b>							
<a href="#">10-5-0800-10100</a>	SALARIES	203,660.00	203,660.00	16,326.97	34,309.80	169,350.20	16.85 %
<a href="#">10-5-0800-10300</a>	OVERTIME	2,500.00	2,500.00	113.61	160.83	2,339.17	6.43 %
<a href="#">10-5-0800-10400</a>	FICA	15,990.00	15,990.00	1,272.85	2,968.10	13,021.90	18.56 %
<a href="#">10-5-0800-10500</a>	RETIREMENT	25,925.00	25,925.00	2,215.73	5,116.75	20,808.25	19.74 %
<a href="#">10-5-0800-10600</a>	HEALTH INSURANCE	48,260.00	48,260.00	2,310.97	6,932.91	41,327.09	14.37 %
<a href="#">10-5-0800-10700</a>	CLOTHING	2,600.00	2,600.00	243.52	393.52	2,206.48	15.14 %
<a href="#">10-5-0800-10800</a>	CERTIFICATION	2,400.00	2,400.00	276.90	573.18	1,826.82	23.88 %
<a href="#">10-5-0800-10900</a>	LONG TERM DISABILITY	575.00	575.00	35.39	127.67	447.33	22.20 %
<a href="#">10-5-0800-11500</a>	WORKER'S COMPENSATION	9,555.00	9,555.00	0.00	9,203.16	351.84	96.32 %
<a href="#">10-5-0800-11700</a>	DENTAL INSURANCE	3,750.00	3,750.00	115.65	316.21	3,433.79	8.43 %
<a href="#">10-5-0800-11800</a>	LIFE INSURANCE	240.00	240.00	14.40	43.20	196.80	18.00 %
<a href="#">10-5-0800-12000</a>	EMPLOYEE BONUS	435.00	435.00	324.84	324.84	110.16	74.68 %
<b>ExpCategory: 10 - PERSONNEL Total:</b>		<b>315,890.00</b>	<b>315,890.00</b>	<b>23,250.83</b>	<b>60,470.17</b>	<b>255,419.83</b>	<b>19.14%</b>
<b>ExpCategory: 20 - SUPPLIES</b>							
<a href="#">10-5-0800-20400</a>	SMALL TOOLS	5,000.00	5,000.00	34.55	34.55	4,965.45	0.69 %
<a href="#">10-5-0800-20500</a>	OPERATIONAL SUPPLIES	10,000.00	10,000.00	264.00	466.01	9,533.99	4.66 %
<a href="#">10-5-0800-20501</a>	STREET REPAIR	15,000.00	15,000.00	0.00	0.00	15,000.00	0.00 %
<a href="#">10-5-0800-20502</a>	COLD MIX	52,000.00	52,000.00	0.00	0.00	52,000.00	0.00 %
<a href="#">10-5-0800-20503</a>	STREET SIGNAGE	20,000.00	20,000.00	259.00	353.05	19,646.95	1.77 %
<a href="#">10-5-0800-21000</a>	FUEL	18,000.00	18,000.00	379.56	1,296.74	16,703.26	7.20 %
<b>ExpCategory: 20 - SUPPLIES Total:</b>		<b>120,000.00</b>	<b>120,000.00</b>	<b>937.11</b>	<b>2,150.35</b>	<b>117,849.65</b>	<b>1.79%</b>
<b>ExpCategory: 30 - MAINTENANCE AND REPAIRS</b>							
<a href="#">10-5-0800-30200</a>	VEHICLE MAINTENANCE	6,500.00	6,500.00	163.60	852.98	5,647.02	13.12 %
<a href="#">10-5-0800-30300</a>	EQUIPMENT	10,000.00	10,000.00	25.00	774.65	9,225.35	7.75 %
<a href="#">10-5-0800-30400</a>	MACHINERY	32,500.00	32,500.00	0.00	3,247.51	29,252.49	9.99 %
<a href="#">10-5-0800-30500</a>	BUILDING AND GROUNDS	1,500.00	1,500.00	0.00	0.00	1,500.00	0.00 %
<a href="#">10-5-0800-32000</a>	DRAINAGE	55,000.00	55,000.00	626.71	626.71	54,373.29	1.14 %
<b>ExpCategory: 30 - MAINTENANCE AND REPAIRS Total:</b>		<b>105,500.00</b>	<b>105,500.00</b>	<b>815.31</b>	<b>5,501.85</b>	<b>99,998.15</b>	<b>5.22%</b>
<b>ExpCategory: 40 - SERVICES</b>							
<a href="#">10-5-0800-40100</a>	COMMUNICATIONS	2,300.00	2,300.00	161.67	579.09	1,720.91	25.18 %
<a href="#">10-5-0800-40200</a>	ELECTRIC	1,000.00	1,000.00	71.85	203.76	796.24	20.38 %
<a href="#">10-5-0800-40500</a>	GAS	700.00	700.00	198.02	297.03	402.97	42.43 %
<a href="#">10-5-0800-41200</a>	TRAVEL AND TRAINING	1,000.00	1,000.00	0.00	0.00	1,000.00	0.00 %
<a href="#">10-5-0800-41600</a>	RENTAL OF EQUIPMENT	7,500.00	7,500.00	0.00	0.00	7,500.00	0.00 %
<a href="#">10-5-0800-42000</a>	DUES, FEES, MEMBERSHIPS	100.00	100.00	0.00	0.00	100.00	0.00 %
<a href="#">10-5-0800-45000</a>	DEBT SERVICE INTEREST	8,754.00	8,754.00	794.28	2,472.45	6,281.55	28.24 %
<a href="#">10-5-0800-45001</a>	DEBT SERVICE PRINCIPAL	56,583.00	56,583.00	4,650.37	13,861.50	42,721.50	24.50 %
<b>ExpCategory: 40 - SERVICES Total:</b>		<b>77,937.00</b>	<b>77,937.00</b>	<b>5,876.19</b>	<b>17,413.83</b>	<b>60,523.17</b>	<b>22.34%</b>
<b>ExpCategory: 60 - CAPITAL OUTLAY</b>							
<a href="#">10-5-0800-60300</a>	STREETS	90,000.00	90,000.00	0.00	10,997.66	79,002.34	12.22 %
<a href="#">10-5-0800-60400</a>	CURBS AND GUTTERS	55,000.00	55,000.00	0.00	0.00	55,000.00	0.00 %
<a href="#">10-5-0800-62100</a>	OTHER	536,300.00	536,300.00	8,480.00	8,480.00	527,820.00	1.58 %

	Original Total Budget	Current Total Budget	Period Activity	Fiscal Activity	Variance Favorable (Unfavorable)	Percent Used
ExpCategory: 60 - CAPITAL OUTLAY Total:	681,300.00	681,300.00	8,480.00	19,477.66	661,822.34	2.86%
Department: 0800 - STREETS Total:	1,300,627.00	1,300,627.00	39,359.44	105,013.86	1,195,613.14	8.07%
Expense Total:	6,046,493.00	6,046,493.00	666,337.30	1,640,818.71	4,405,674.29	27.14%
Fund: 10 - GENERAL FUND Surplus (Deficit):	-12,876.00	-76,226.00	109,067.65	-69,701.79	6,524.21	91.44%

Financial

For Fiscal: 2025-2026 Period Ending: 12/31/2025

		Original Total Budget	Current Total Budget	Period Activity	Fiscal Activity	Variance Favorable (Unfavorable)	Percent Used
<b>Fund: 15 - INTEREST &amp; SINKING</b>							
<b>Revenue</b>							
<b>RevCategory: 10 - GENERAL REVENUE</b>							
<a href="#">15-10-41010</a>	TAX REVENUE-CURRENT	541,490.00	541,490.00	269,347.33	321,731.12	-219,758.88	59.42 %
<a href="#">15-10-41020</a>	TAX REVENUE-DELINQUENT	5,000.00	5,000.00	-28.99	815.01	-4,184.99	16.30 %
<a href="#">15-10-41030</a>	PENALTY & INTEREST	3,000.00	3,000.00	204.47	653.61	-2,346.39	21.79 %
	<b>RevCategory: 10 - GENERAL REVENUE Total:</b>	<b>549,490.00</b>	<b>549,490.00</b>	<b>269,522.81</b>	<b>323,199.74</b>	<b>-226,290.26</b>	<b>58.82%</b>
<b>RevCategory: 60 - FINANCIAL</b>							
<a href="#">15-60-47010</a>	INTEREST	10,000.00	10,000.00	616.44	1,360.93	-8,639.07	13.61 %
	<b>RevCategory: 60 - FINANCIAL Total:</b>	<b>10,000.00</b>	<b>10,000.00</b>	<b>616.44</b>	<b>1,360.93</b>	<b>-8,639.07</b>	<b>13.61%</b>
	<b>Revenue Total:</b>	<b>559,490.00</b>	<b>559,490.00</b>	<b>270,139.25</b>	<b>324,560.67</b>	<b>-234,929.33</b>	<b>58.01%</b>
<b>Expense</b>							
<b>Department: 0200 - ADMINISTRATION</b>							
<b>ExpCategory: 40 - SERVICES</b>							
<a href="#">15-5-0200-42600</a>	PROFESSIONAL FEES	0.00	0.00	0.00	10.00	-10.00	0.00 %
	<b>ExpCategory: 40 - SERVICES Total:</b>	<b>0.00</b>	<b>0.00</b>	<b>0.00</b>	<b>10.00</b>	<b>-10.00</b>	<b>0.00%</b>
	<b>Department: 0200 - ADMINISTRATION Total:</b>	<b>0.00</b>	<b>0.00</b>	<b>0.00</b>	<b>10.00</b>	<b>-10.00</b>	<b>0.00%</b>
<b>Department: 0500 - FIRE DEPARTMENT</b>							
<b>ExpCategory: 40 - SERVICES</b>							
<a href="#">15-5-0500-43500</a>	BOND AGENT FEES	400.00	400.00	0.00	0.00	400.00	0.00 %
<a href="#">15-5-0500-45000</a>	DEBT SERVICE INT - TAX 2025	44,655.00	44,655.00	0.00	0.00	44,655.00	0.00 %
<a href="#">15-5-0500-45001</a>	DEBT SERVICE PRIN - TAX 2025	135,000.00	135,000.00	0.00	0.00	135,000.00	0.00 %
	<b>ExpCategory: 40 - SERVICES Total:</b>	<b>180,055.00</b>	<b>180,055.00</b>	<b>0.00</b>	<b>0.00</b>	<b>180,055.00</b>	<b>0.00%</b>
	<b>Department: 0500 - FIRE DEPARTMENT Total:</b>	<b>180,055.00</b>	<b>180,055.00</b>	<b>0.00</b>	<b>0.00</b>	<b>180,055.00</b>	<b>0.00%</b>
<b>Department: 0650 - GOLF COURSE</b>							
<b>ExpCategory: 40 - SERVICES</b>							
<a href="#">15-5-0650-45000</a>	GOLF PROMISSORY NOTE INTEREST	4,295.00	4,295.00	0.00	381.00	3,914.00	8.87 %
<a href="#">15-5-0650-45001</a>	DEBT SERVICE PRINCIPAL	16,645.00	16,645.00	1,744.93	4,853.79	11,791.21	29.16 %
	<b>ExpCategory: 40 - SERVICES Total:</b>	<b>20,940.00</b>	<b>20,940.00</b>	<b>1,744.93</b>	<b>5,234.79</b>	<b>15,705.21</b>	<b>25.00%</b>
	<b>Department: 0650 - GOLF COURSE Total:</b>	<b>20,940.00</b>	<b>20,940.00</b>	<b>1,744.93</b>	<b>5,234.79</b>	<b>15,705.21</b>	<b>25.00%</b>
<b>Department: 0800 - STREETS</b>							
<b>ExpCategory: 40 - SERVICES</b>							
<a href="#">15-5-0800-43500</a>	BOND AGENT FEES	400.00	400.00	0.00	0.00	400.00	0.00 %
<a href="#">15-5-0800-45000</a>	SERIES 2017 GO INTEREST	85,900.00	85,900.00	0.00	0.00	85,900.00	0.00 %
<a href="#">15-5-0800-45001</a>	SERIES 2017 GO PRINCIPAL	355,000.00	355,000.00	0.00	0.00	355,000.00	0.00 %
	<b>ExpCategory: 40 - SERVICES Total:</b>	<b>441,300.00</b>	<b>441,300.00</b>	<b>0.00</b>	<b>0.00</b>	<b>441,300.00</b>	<b>0.00%</b>
	<b>Department: 0800 - STREETS Total:</b>	<b>441,300.00</b>	<b>441,300.00</b>	<b>0.00</b>	<b>0.00</b>	<b>441,300.00</b>	<b>0.00%</b>
	<b>Expense Total:</b>	<b>642,295.00</b>	<b>642,295.00</b>	<b>1,744.93</b>	<b>5,244.79</b>	<b>637,050.21</b>	<b>0.82%</b>
	<b>Fund: 15 - INTEREST &amp; SINKING Surplus (Deficit):</b>	<b>-82,805.00</b>	<b>-82,805.00</b>	<b>268,394.32</b>	<b>319,315.88</b>	<b>402,120.88</b>	<b>-385.62%</b>

Financial

For Fiscal: 2025-2026 Period Ending: 12/31/2025

		Original Total Budget	Current Total Budget	Period Activity	Fiscal Activity	Variance Favorable (Unfavorable)	Percent Used
<b>Fund: 20 - UTILITY FUND</b>							
<b>Revenue</b>							
<b>RevCategory: 42 - WASTEWATER</b>							
<a href="#">20-42-41030</a>	SEWER	2,029,200.00	1,740,000.00	145,032.67	434,973.92	-1,305,026.08	25.00 %
<a href="#">20-42-41210</a>	SEWER TAP FEES	35,000.00	35,000.00	0.00	74,290.00	39,290.00	212.26 %
<a href="#">20-42-41270</a>	RECLAIMED WATER SALES	1,000.00	1,000.00	0.00	0.00	-1,000.00	0.00 %
<a href="#">20-42-42210</a>	SEWER TAP EVALUATION	8,000.00	8,000.00	0.00	0.00	-8,000.00	0.00 %
	<b>RevCategory: 42 - WASTEWATER Total:</b>	<b>2,073,200.00</b>	<b>1,784,000.00</b>	<b>145,032.67</b>	<b>509,263.92</b>	<b>-1,274,736.08</b>	<b>28.55%</b>
<b>RevCategory: 49 - SOLID WASTE</b>							
<a href="#">20-49-41040</a>	SANITATION	1,028,000.00	1,028,000.00	87,964.81	264,576.28	-763,423.72	25.74 %
	<b>RevCategory: 49 - SOLID WASTE Total:</b>	<b>1,028,000.00</b>	<b>1,028,000.00</b>	<b>87,964.81</b>	<b>264,576.28</b>	<b>-763,423.72</b>	<b>25.74%</b>
<b>RevCategory: 60 - FINANCIAL</b>							
<a href="#">20-60-41060</a>	ADMINISTRATION REVENUE	80,000.00	80,000.00	7,363.80	20,488.50	-59,511.50	25.61 %
<a href="#">20-60-41260</a>	CUSTOMER SERVICE INSPECTIONS	900.00	900.00	0.00	0.00	-900.00	0.00 %
<a href="#">20-60-41500</a>	HAY CONTRACT REVENUE	10,000.00	10,000.00	0.00	0.00	-10,000.00	0.00 %
<a href="#">20-60-46270</a>	CREDIT CARD FEE PAYMENTS	34,000.00	34,000.00	3,187.73	9,440.30	-24,559.70	27.77 %
<a href="#">20-60-47010</a>	INTEREST ON INVESTMENTS	200,000.00	200,000.00	14,608.46	46,020.68	-153,979.32	23.01 %
<a href="#">20-60-47900</a>	MISCELLANEOUS INCOME	2,000.00	2,000.00	2,595.58	2,667.65	667.65	133.38 %
	<b>RevCategory: 60 - FINANCIAL Total:</b>	<b>326,900.00</b>	<b>326,900.00</b>	<b>27,755.57</b>	<b>78,617.13</b>	<b>-248,282.87</b>	<b>24.05%</b>
<b>RevCategory: 64 - COLLECTION STATION</b>							
<a href="#">20-64-41080</a>	CUSTOMER CONVENIENCE STATION	126,000.00	126,000.00	6,364.51	22,086.84	-103,913.16	17.53 %
	<b>RevCategory: 64 - COLLECTION STATION Total:</b>	<b>126,000.00</b>	<b>126,000.00</b>	<b>6,364.51</b>	<b>22,086.84</b>	<b>-103,913.16</b>	<b>17.53%</b>
<b>RevCategory: 80 - ELECTRIC</b>							
<a href="#">20-80-41010</a>	ELECTRIC	5,588,675.00	5,588,675.00	420,383.44	1,255,148.38	-4,333,526.62	22.46 %
<a href="#">20-80-41100</a>	ELECTRIC TAP FEES	19,000.00	19,000.00	0.00	1,138.50	-17,861.50	5.99 %
<a href="#">20-80-41510</a>	ELECTRIC SYSTEMS UPGRADES	2,000.00	2,000.00	6.00	6.00	-1,994.00	0.30 %
	<b>RevCategory: 80 - ELECTRIC Total:</b>	<b>5,609,675.00</b>	<b>5,609,675.00</b>	<b>420,389.44</b>	<b>1,256,292.88</b>	<b>-4,353,382.12</b>	<b>22.40%</b>
<b>RevCategory: 90 - WATER</b>							
<a href="#">20-90-41020</a>	WATER	2,790,300.00	2,446,000.00	171,315.37	511,888.18	-1,934,111.82	20.93 %
<a href="#">20-90-41200</a>	WATER TAP FEES	35,000.00	35,000.00	0.00	3,668.00	-31,332.00	10.48 %
<a href="#">20-90-42200</a>	WATER TAP EVALUATION	8,000.00	8,000.00	0.00	0.00	-8,000.00	0.00 %
	<b>RevCategory: 90 - WATER Total:</b>	<b>2,833,300.00</b>	<b>2,489,000.00</b>	<b>171,315.37</b>	<b>515,556.18</b>	<b>-1,973,443.82</b>	<b>20.71%</b>
	<b>Revenue Total:</b>	<b>11,997,075.00</b>	<b>11,363,575.00</b>	<b>858,822.37</b>	<b>2,646,393.23</b>	<b>-8,717,181.77</b>	<b>23.29%</b>
<b>Expense</b>							
<b>Department: 1100 - ADMINISTRATION</b>							
<b>ExpCategory: 10 - PERSONNEL</b>							
<a href="#">20-5-1100-10100</a>	SALARIES	96,200.00	96,200.00	11,124.28	21,861.75	74,338.25	22.73 %
<a href="#">20-5-1100-10300</a>	OVERTIME	5,000.00	5,000.00	456.22	605.49	4,394.51	12.11 %
<a href="#">20-5-1100-10400</a>	FICA	7,760.00	7,760.00	871.61	1,957.15	5,802.85	25.22 %
<a href="#">20-5-1100-10500</a>	RETIREMENT	13,665.00	13,665.00	1,529.22	3,445.14	10,219.86	25.21 %
<a href="#">20-5-1100-10600</a>	HEALTH INSURANCE	19,480.00	19,480.00	1,623.15	4,869.45	14,610.55	25.00 %
<a href="#">20-5-1100-10700</a>	CLOTHING	1,000.00	1,000.00	0.00	0.00	1,000.00	0.00 %
<a href="#">20-5-1100-10900</a>	LONG TERM DISABILITY	295.00	295.00	21.63	74.39	220.61	25.22 %
<a href="#">20-5-1100-11500</a>	WORKER'S COMPENSATION	255.00	255.00	0.00	0.00	255.00	0.00 %
<a href="#">20-5-1100-11700</a>	DENTAL INSURANCE	1,505.00	1,505.00	129.84	389.98	1,115.02	25.91 %
<a href="#">20-5-1100-11800</a>	LIFE INSURANCE	120.00	120.00	9.60	28.80	91.20	24.00 %
<a href="#">20-5-1100-12000</a>	EMPLOYEE BONUS	220.00	220.00	216.56	216.56	3.44	98.44 %
	<b>ExpCategory: 10 - PERSONNEL Total:</b>	<b>145,500.00</b>	<b>145,500.00</b>	<b>15,982.11</b>	<b>33,448.71</b>	<b>112,051.29</b>	<b>22.99%</b>
<b>ExpCategory: 20 - SUPPLIES</b>							
<a href="#">20-5-1100-20100</a>	OFFICE SUPPLIES	2,000.00	2,000.00	44.18	98.42	1,901.58	4.92 %
<a href="#">20-5-1100-20200</a>	POSTAGE	14,500.00	14,500.00	1,236.12	2,926.98	11,573.02	20.19 %
<a href="#">20-5-1100-20500</a>	OPERATIONAL	1,000.00	1,000.00	0.00	0.00	1,000.00	0.00 %
	<b>ExpCategory: 20 - SUPPLIES Total:</b>	<b>17,500.00</b>	<b>17,500.00</b>	<b>1,280.30</b>	<b>3,025.40</b>	<b>14,474.60</b>	<b>17.29%</b>

		Original Total Budget	Current Total Budget	Period Activity	Fiscal Activity	Variance Favorable (Unfavorable)	Percent Used
<b>ExpCategory: 30 - MAINTENANCE AND REPAIRS</b>							
<a href="#">20-5-1100-30700</a>	OFFICE EQUIPMENT	2,500.00	2,500.00	0.00	0.00	2,500.00	0.00 %
<b>ExpCategory: 30 - MAINTENANCE AND REPAIRS Total:</b>		<b>2,500.00</b>	<b>2,500.00</b>	<b>0.00</b>	<b>0.00</b>	<b>2,500.00</b>	<b>0.00%</b>
<b>ExpCategory: 40 - SERVICES</b>							
<a href="#">20-5-1100-40100</a>	COMMUNICATIONS	3,000.00	3,000.00	201.16	631.57	2,368.43	21.05 %
<a href="#">20-5-1100-40700</a>	TECHNOLOGY	65,000.00	65,000.00	21,924.70	73,414.26	-8,414.26	112.95 %
<a href="#">20-5-1100-41200</a>	TRAVEL AND TRAINING	2,500.00	2,500.00	0.00	0.00	2,500.00	0.00 %
<a href="#">20-5-1100-42600</a>	PROFESSIONAL FEES	10,000.00	10,000.00	1,214.05	3,746.13	6,253.87	37.46 %
<a href="#">20-5-1100-42603</a>	CONTINGENCY	58,034.00	0.00	0.00	0.00	0.00	0.00 %
<a href="#">20-5-1100-43500</a>	BOND AGENT FEES	2,000.00	2,000.00	0.00	0.00	2,000.00	0.00 %
<a href="#">20-5-1100-46000</a>	CREDIT CARD FEES	34,000.00	34,000.00	2,512.74	7,752.41	26,247.59	22.80 %
<b>ExpCategory: 40 - SERVICES Total:</b>		<b>174,534.00</b>	<b>116,500.00</b>	<b>25,852.65</b>	<b>85,544.37</b>	<b>30,955.63</b>	<b>73.43%</b>
<b>ExpCategory: 50 - SUNDRY CHARGES</b>							
<a href="#">20-5-1100-55000</a>	FEE IN LIEU OF TAX	8,000.00	8,000.00	878.61	2,019.32	5,980.68	25.24 %
<a href="#">20-5-1100-55200</a>	ADM & OTHER OVERHEAD	498,725.00	498,725.00	41,560.42	124,681.26	374,043.74	25.00 %
<b>ExpCategory: 50 - SUNDRY CHARGES Total:</b>		<b>506,725.00</b>	<b>506,725.00</b>	<b>42,439.03</b>	<b>126,700.58</b>	<b>380,024.42</b>	<b>25.00%</b>
<b>Department: 1100 - ADMINISTRATION Total:</b>		<b>846,759.00</b>	<b>788,725.00</b>	<b>85,554.09</b>	<b>248,719.06</b>	<b>540,005.94</b>	<b>31.53%</b>
<b>Department: 1200 - CUSTOMER COLLECT STATION</b>							
<b>ExpCategory: 10 - PERSONNEL</b>							
<a href="#">20-5-1200-10100</a>	SALARIES	53,450.00	53,450.00	6,474.17	12,206.08	41,243.92	22.84 %
<a href="#">20-5-1200-10200</a>	LONGEVITY	1,020.00	1,020.00	103.86	214.99	805.01	21.08 %
<a href="#">20-5-1200-10300</a>	OVERTIME	600.00	600.00	90.66	187.76	412.24	31.29 %
<a href="#">20-5-1200-10400</a>	FICA	4,225.00	4,225.00	482.97	1,051.73	3,173.27	24.89 %
<a href="#">20-5-1200-10500</a>	RETIREMENT	6,945.00	6,945.00	785.72	1,812.52	5,132.48	26.10 %
<a href="#">20-5-1200-10600</a>	HEALTH INSURANCE	12,280.00	12,280.00	1,023.27	3,069.81	9,210.19	25.00 %
<a href="#">20-5-1200-10700</a>	CLOTHING	775.00	775.00	45.84	148.98	626.02	19.22 %
<a href="#">20-5-1200-10900</a>	LONG TERM DISABILITY	155.00	155.00	12.35	37.05	117.95	23.90 %
<a href="#">20-5-1200-11500</a>	WORKER'S COMPENSATION	3,010.00	3,010.00	0.00	2,930.23	79.77	97.35 %
<a href="#">20-5-1200-11700</a>	DENTAL INSURANCE	685.00	685.00	57.02	171.06	513.94	24.97 %
<a href="#">20-5-1200-11800</a>	LIFE INSURANCE	60.00	60.00	4.80	14.40	45.60	24.00 %
<a href="#">20-5-1200-12000</a>	EMPLOYEE BONUS	110.00	110.00	108.28	108.28	1.72	98.44 %
<b>ExpCategory: 10 - PERSONNEL Total:</b>		<b>83,315.00</b>	<b>83,315.00</b>	<b>9,188.94</b>	<b>21,952.89</b>	<b>61,362.11</b>	<b>26.35%</b>
<b>ExpCategory: 20 - SUPPLIES</b>							
<a href="#">20-5-1200-20100</a>	OFFICE SUPPLIES	500.00	500.00	0.00	0.00	500.00	0.00 %
<a href="#">20-5-1200-20400</a>	SMALL TOOLS	100.00	100.00	0.00	27.06	72.94	27.06 %
<a href="#">20-5-1200-20500</a>	OPERATIONAL SUPPLIES	100.00	100.00	0.00	0.00	100.00	0.00 %
<a href="#">20-5-1200-21000</a>	FUEL	1,500.00	1,500.00	26.53	53.06	1,446.94	3.54 %
<b>ExpCategory: 20 - SUPPLIES Total:</b>		<b>2,200.00</b>	<b>2,200.00</b>	<b>26.53</b>	<b>80.12</b>	<b>2,119.88</b>	<b>3.64%</b>
<b>ExpCategory: 30 - MAINTENANCE AND REPAIRS</b>							
<a href="#">20-5-1200-30300</a>	EQUIPMENT	500.00	500.00	0.00	59.83	440.17	11.97 %
<a href="#">20-5-1200-30400</a>	MACHINERY	500.00	500.00	0.00	2,341.82	-1,841.82	468.36 %
<a href="#">20-5-1200-30500</a>	BUILDING AND GROUNDS	10,500.00	10,500.00	20.59	20.59	10,479.41	0.20 %
<b>ExpCategory: 30 - MAINTENANCE AND REPAIRS Total:</b>		<b>11,500.00</b>	<b>11,500.00</b>	<b>20.59</b>	<b>2,422.24</b>	<b>9,077.76</b>	<b>21.06%</b>
<b>ExpCategory: 40 - SERVICES</b>							
<a href="#">20-5-1200-40100</a>	COMMUNICATIONS	1,900.00	1,900.00	144.14	432.42	1,467.58	22.76 %
<a href="#">20-5-1200-40200</a>	ELECTRIC	1,200.00	1,200.00	56.88	186.40	1,013.60	15.53 %
<a href="#">20-5-1200-40400</a>	DISPOSAL FEES	50,000.00	50,000.00	2,006.13	6,783.10	43,216.90	13.57 %
<a href="#">20-5-1200-42600</a>	PROFESSIONAL FEES	20,000.00	20,000.00	0.00	0.00	20,000.00	0.00 %
<a href="#">20-5-1200-46000</a>	CREDIT CARD FEES	2,100.00	2,100.00	115.64	417.78	1,682.22	19.89 %
<b>ExpCategory: 40 - SERVICES Total:</b>		<b>75,200.00</b>	<b>75,200.00</b>	<b>2,322.79</b>	<b>7,819.70</b>	<b>67,380.30</b>	<b>10.40%</b>
<b>Department: 1200 - CUSTOMER COLLECT STATION Total:</b>		<b>172,215.00</b>	<b>172,215.00</b>	<b>11,558.85</b>	<b>32,274.95</b>	<b>139,940.05</b>	<b>18.74%</b>
<b>Department: 1201 - SANITATION</b>							
<b>ExpCategory: 40 - SERVICES</b>							
<a href="#">20-5-1201-40400</a>	DISPOSAL FEES	795,000.00	795,000.00	66,838.85	198,904.81	596,095.19	25.02 %
<b>ExpCategory: 40 - SERVICES Total:</b>		<b>795,000.00</b>	<b>795,000.00</b>	<b>66,838.85</b>	<b>198,904.81</b>	<b>596,095.19</b>	<b>25.02%</b>

		Original Total Budget	Current Total Budget	Period Activity	Fiscal Activity	Variance Favorable (Unfavorable)	Percent Used
<b>ExpCategory: 50 - SUNDRY CHARGES</b>							
<a href="#">20-5-1201-55000</a>	IN LIEU OF TAX	27,000.00	27,000.00	2,102.40	6,289.20	20,710.80	23.29 %
<b>ExpCategory: 50 - SUNDRY CHARGES Total:</b>		<b>27,000.00</b>	<b>27,000.00</b>	<b>2,102.40</b>	<b>6,289.20</b>	<b>20,710.80</b>	<b>23.29%</b>
<b>Department: 1201 - SANITATION Total:</b>		<b>822,000.00</b>	<b>822,000.00</b>	<b>68,941.25</b>	<b>205,194.01</b>	<b>616,805.99</b>	<b>24.96%</b>
<b>Department: 1300 - WATER PLANT</b>							
<b>ExpCategory: 10 - PERSONNEL</b>							
<a href="#">20-5-1300-10100</a>	SALARIES	141,190.00	141,190.00	16,972.36	33,138.93	108,051.07	23.47 %
<a href="#">20-5-1300-10200</a>	LONGEVITY	970.00	970.00	116.55	236.32	733.68	24.36 %
<a href="#">20-5-1300-10300</a>	OVERTIME	20,000.00	20,000.00	3,128.81	5,120.07	14,879.93	25.60 %
<a href="#">20-5-1300-10400</a>	FICA	12,715.00	12,715.00	1,520.75	3,350.82	9,364.18	26.35 %
<a href="#">20-5-1300-10500</a>	RETIREMENT	22,415.00	22,415.00	2,704.86	6,021.65	16,393.35	26.86 %
<a href="#">20-5-1300-10600</a>	HEALTH INSURANCE	18,935.00	18,935.00	1,510.25	4,530.75	14,404.25	23.93 %
<a href="#">20-5-1300-10700</a>	CLOTHING	1,585.00	1,585.00	54.12	554.12	1,030.88	34.96 %
<a href="#">20-5-1300-10800</a>	CERTIFICATION	3,850.00	3,850.00	435.60	901.69	2,948.31	23.42 %
<a href="#">20-5-1300-10900</a>	LONG TERM DISABILITY	435.00	435.00	24.14	99.97	335.03	22.98 %
<a href="#">20-5-1300-11500</a>	WORKER'S COMPENSATION	4,415.00	4,415.00	0.00	4,771.17	-356.17	108.07 %
<a href="#">20-5-1300-11700</a>	DENTAL INSURANCE	1,650.00	1,650.00	127.61	386.57	1,263.43	23.43 %
<a href="#">20-5-1300-11800</a>	LIFE INSURANCE	95.00	95.00	7.60	22.80	72.20	24.00 %
<a href="#">20-5-1300-12000</a>	EMPLOYEE BONUS	175.00	175.00	171.44	171.44	3.56	97.97 %
<b>ExpCategory: 10 - PERSONNEL Total:</b>		<b>228,430.00</b>	<b>228,430.00</b>	<b>26,774.09</b>	<b>59,306.30</b>	<b>169,123.70</b>	<b>25.96%</b>
<b>ExpCategory: 20 - SUPPLIES</b>							
<a href="#">20-5-1300-20100</a>	OFFICE SUPPLIES	550.00	550.00	0.00	306.07	243.93	55.65 %
<a href="#">20-5-1300-20200</a>	POSTAGE	50.00	50.00	0.00	0.00	50.00	0.00 %
<a href="#">20-5-1300-20400</a>	SMALL TOOLS	600.00	600.00	0.00	25.71	574.29	4.29 %
<a href="#">20-5-1300-20500</a>	OPERATIONAL SUPPLIES	175,000.00	175,000.00	6,055.44	42,890.77	132,109.23	24.51 %
<a href="#">20-5-1300-21000</a>	FUEL	3,000.00	3,000.00	183.09	380.21	2,619.79	12.67 %
<b>ExpCategory: 20 - SUPPLIES Total:</b>		<b>179,200.00</b>	<b>179,200.00</b>	<b>6,238.53</b>	<b>43,602.76</b>	<b>135,597.24</b>	<b>24.33%</b>
<b>ExpCategory: 30 - MAINTENANCE AND REPAIRS</b>							
<a href="#">20-5-1300-30200</a>	VEHICLE MAINTENANCE	4,500.00	4,500.00	0.00	0.00	4,500.00	0.00 %
<a href="#">20-5-1300-30300</a>	EQUIPMENT	85,000.00	85,000.00	223.86	1,572.89	83,427.11	1.85 %
<a href="#">20-5-1300-30500</a>	BUILDING AND GROUNDS	1,500.00	1,500.00	40.00	40.00	1,460.00	2.67 %
<a href="#">20-5-1300-31200</a>	BOARDS ON DAM	10,000.00	10,000.00	0.00	0.00	10,000.00	0.00 %
<b>ExpCategory: 30 - MAINTENANCE AND REPAIRS Total:</b>		<b>101,000.00</b>	<b>101,000.00</b>	<b>263.86</b>	<b>1,612.89</b>	<b>99,387.11</b>	<b>1.60%</b>
<b>ExpCategory: 40 - SERVICES</b>							
<a href="#">20-5-1300-40100</a>	COMMUNICATIONS	6,100.00	6,100.00	489.45	1,562.98	4,537.02	25.62 %
<a href="#">20-5-1300-40200</a>	ELECTRIC	44,000.00	44,000.00	2,938.42	9,286.29	34,713.71	21.11 %
<a href="#">20-5-1300-40300</a>	LCRA Water Purchase	82,500.00	82,500.00	0.00	0.00	82,500.00	0.00 %
<a href="#">20-5-1300-40400</a>	DISPOSAL FEES	35,000.00	35,000.00	787.08	4,722.42	30,277.58	13.49 %
<a href="#">20-5-1300-40700</a>	TECHNOLOGY	5,000.00	5,000.00	337.50	2,756.50	2,243.50	55.13 %
<a href="#">20-5-1300-41200</a>	TRAVEL AND TRAINING	2,375.00	2,375.00	0.00	163.33	2,211.67	6.88 %
<a href="#">20-5-1300-41500</a>	TESTING FEES	18,000.00	18,000.00	1,440.00	3,833.12	14,166.88	21.30 %
<a href="#">20-5-1300-41600</a>	RENTAL OF EQUIPMENT	500.00	500.00	0.00	0.00	500.00	0.00 %
<a href="#">20-5-1300-42000</a>	DUES, FEES, AND MEMBERSHIPS	5,000.00	5,000.00	0.00	112.50	4,887.50	2.25 %
<a href="#">20-5-1300-42600</a>	PROFESSIONAL FEES	0.00	0.00	1,976.25	12,166.25	-12,166.25	0.00 %
<a href="#">20-5-1300-43200</a>	WATER CONSERVATION PROGRAM	500.00	500.00	0.00	0.00	500.00	0.00 %
<a href="#">20-5-1300-45200</a>	SERIES 2016 WTP INTEREST	29,856.00	29,856.00	0.00	0.00	29,856.00	0.00 %
<a href="#">20-5-1300-45201</a>	SERIES 2016 WTP PRINCIPAL	61,200.00	61,200.00	0.00	0.00	61,200.00	0.00 %
<a href="#">20-5-1300-45300</a>	SERIES 2017 TAX & REV CO'S INT	3,590.00	3,590.00	0.00	0.00	3,590.00	0.00 %
<a href="#">20-5-1300-45301</a>	SERIES2017 TAX & REV CO'S PRIN	8,132.00	8,132.00	0.00	0.00	8,132.00	0.00 %
<b>ExpCategory: 40 - SERVICES Total:</b>		<b>301,753.00</b>	<b>301,753.00</b>	<b>7,968.70</b>	<b>34,603.39</b>	<b>267,149.61</b>	<b>11.47%</b>
<b>ExpCategory: 50 - SUNDRY CHARGES</b>							
<a href="#">20-5-1300-55000</a>	IN LIEU OF TAX	279,030.00	244,600.00	14,755.98	48,169.65	196,430.35	19.69 %
<a href="#">20-5-1300-55300</a>	CONTRIBUTION TO SINKING FUND	21,575.00	21,575.00	5,530.00	5,530.00	16,045.00	25.63 %
<a href="#">20-5-1300-55400</a>	NEW DEBT FOR CIP-RATE INCREASE	161,698.00	161,698.00	0.00	0.00	161,698.00	0.00 %
<b>ExpCategory: 50 - SUNDRY CHARGES Total:</b>		<b>462,303.00</b>	<b>427,873.00</b>	<b>20,285.98</b>	<b>53,699.65</b>	<b>374,173.35</b>	<b>12.55%</b>
<b>Department: 1300 - WATER PLANT Total:</b>		<b>1,272,686.00</b>	<b>1,238,256.00</b>	<b>61,531.16</b>	<b>192,824.99</b>	<b>1,045,431.01</b>	<b>15.57%</b>

		Original Total Budget	Current Total Budget	Period Activity	Fiscal Activity	Variance Favorable (Unfavorable)	Percent Used
<b>Department: 1325 - WATER DISTRIBUTION</b>							
<b>ExpCategory: 10 - PERSONNEL</b>							
<a href="#">20-5-1325-10100</a>	SALARIES	170,270.00	170,270.00	19,687.11	38,828.35	131,441.65	22.80 %
<a href="#">20-5-1325-10200</a>	LONGEVITY	1,660.00	1,660.00	200.79	415.64	1,244.36	25.04 %
<a href="#">20-5-1325-10300</a>	OVERTIME	20,000.00	20,000.00	2,307.80	4,920.61	15,079.39	24.60 %
<a href="#">20-5-1325-10400</a>	FICA	14,990.00	14,990.00	1,620.11	3,725.40	11,264.60	24.85 %
<a href="#">20-5-1325-10500</a>	RETIREMENT	26,420.00	26,420.00	2,970.74	6,872.31	19,547.69	26.01 %
<a href="#">20-5-1325-10600</a>	HEALTH INSURANCE	29,585.00	29,585.00	2,368.24	7,104.72	22,480.28	24.01 %
<a href="#">20-5-1325-10700</a>	CLOTHING	2,250.00	2,250.00	179.12	179.12	2,070.88	7.96 %
<a href="#">20-5-1325-10800</a>	CERTIFICATION	3,750.00	3,750.00	414.46	831.18	2,918.82	22.16 %
<a href="#">20-5-1325-10900</a>	LONG TERM DISABILITY	500.00	500.00	33.09	122.57	377.43	24.51 %
<a href="#">20-5-1325-11500</a>	WORKER'S COMPENSATION	5,210.00	5,210.00	0.00	4,771.17	438.83	91.58 %
<a href="#">20-5-1325-11700</a>	DENTAL INSURANCE	2,150.00	2,150.00	197.62	586.24	1,563.76	27.27 %
<a href="#">20-5-1325-11800</a>	LIFE INSURANCE	95.00	95.00	10.80	32.40	62.60	34.11 %
<a href="#">20-5-1325-12000</a>	EMPLOYEE BONUS	250.00	250.00	243.63	243.63	6.37	97.45 %
<b>ExpCategory: 10 - PERSONNEL Total:</b>		<b>277,130.00</b>	<b>277,130.00</b>	<b>30,233.51</b>	<b>68,633.34</b>	<b>208,496.66</b>	<b>24.77%</b>
<b>ExpCategory: 20 - SUPPLIES</b>							
<a href="#">20-5-1325-20100</a>	OFFICE SUPPLIES	800.00	800.00	0.00	0.00	800.00	0.00 %
<a href="#">20-5-1325-20400</a>	SMALL TOOLS	2,500.00	2,500.00	0.00	0.00	2,500.00	0.00 %
<a href="#">20-5-1325-20500</a>	OPERATIONAL SUPPLIES	1,500.00	1,500.00	0.00	5,761.20	-4,261.20	384.08 %
<a href="#">20-5-1325-21000</a>	FUEL	15,000.00	15,000.00	527.11	1,492.96	13,507.04	9.95 %
<b>ExpCategory: 20 - SUPPLIES Total:</b>		<b>19,800.00</b>	<b>19,800.00</b>	<b>527.11</b>	<b>7,254.16</b>	<b>12,545.84</b>	<b>36.64%</b>
<b>ExpCategory: 30 - MAINTENANCE AND REPAIRS</b>							
<a href="#">20-5-1325-30200</a>	VEHICLE MAINTENANCE	13,625.00	13,625.00	72.49	1,333.68	12,291.32	9.79 %
<a href="#">20-5-1325-30300</a>	EQUIPMENT	17,500.00	17,500.00	223.86	378.08	17,121.92	2.16 %
<a href="#">20-5-1325-30400</a>	MACHINERY	16,000.00	16,000.00	528.92	570.17	15,429.83	3.56 %
<a href="#">20-5-1325-30500</a>	BUILDING AND GROUNDS	2,500.00	2,500.00	0.00	57.28	2,442.72	2.29 %
<a href="#">20-5-1325-31000</a>	UTILITIES	110,000.00	110,000.00	2,877.68	15,711.40	94,288.60	14.28 %
<a href="#">20-5-1325-31100</a>	SYSTEM IMPROVEMENTS	15,000.00	15,000.00	0.00	0.00	15,000.00	0.00 %
<a href="#">20-5-1325-32000</a>	REPAIR UTILITY STREET CUTS	22,000.00	22,000.00	0.00	0.00	22,000.00	0.00 %
<b>ExpCategory: 30 - MAINTENANCE AND REPAIRS Total:</b>		<b>196,625.00</b>	<b>196,625.00</b>	<b>3,702.95</b>	<b>18,050.61</b>	<b>178,574.39</b>	<b>9.18%</b>
<b>ExpCategory: 40 - SERVICES</b>							
<a href="#">20-5-1325-40100</a>	COMMUNICATIONS	5,500.00	5,500.00	436.62	1,430.03	4,069.97	26.00 %
<a href="#">20-5-1325-40200</a>	ELECTRIC	14,500.00	14,500.00	1,353.03	3,576.69	10,923.31	24.67 %
<a href="#">20-5-1325-40700</a>	TECHNOLOGY	5,000.00	5,000.00	337.50	881.50	4,118.50	17.63 %
<a href="#">20-5-1325-41200</a>	TRAVEL AND TRAINING	3,375.00	3,375.00	486.87	486.87	2,888.13	14.43 %
<a href="#">20-5-1325-41600</a>	RENTAL OF EQUIPMENT	500.00	500.00	0.00	0.00	500.00	0.00 %
<a href="#">20-5-1325-42000</a>	DUES, FEES, AND MEMBERSHIPS	400.00	400.00	0.00	67.50	332.50	16.88 %
<a href="#">20-5-1325-42600</a>	PROFESSIONAL FEES	10,650.00	10,650.00	0.00	1,058.85	9,591.15	9.94 %
<a href="#">20-5-1325-42800</a>	WATER TAP EVALUATION	8,000.00	8,000.00	0.00	0.00	8,000.00	0.00 %
<a href="#">20-5-1325-45000</a>	SERIES 2022 - INTEREST	164,248.00	164,248.00	0.00	0.00	164,248.00	0.00 %
<a href="#">20-5-1325-45001</a>	SERIES 2022 - PRINCIPAL	440,000.00	440,000.00	0.00	0.00	440,000.00	0.00 %
<a href="#">20-5-1325-45100</a>	SERIES 2016 - INTEREST	29,856.00	29,856.00	0.00	0.00	29,856.00	0.00 %
<a href="#">20-5-1325-45101</a>	SERIES 2016 - PRINCIPAL	61,200.00	61,200.00	0.00	0.00	61,200.00	0.00 %
<a href="#">20-5-1325-45300</a>	SERIES2017 TAX & REV CO'S INT	14,737.00	14,737.00	0.00	0.00	14,737.00	0.00 %
<a href="#">20-5-1325-45301</a>	SERIES2017 TAX & REV CO'S PRIN	33,385.00	33,385.00	0.00	0.00	33,385.00	0.00 %
<a href="#">20-5-1325-45400</a>	TWDB SERIES 2018 B INTEREST	11,519.00	11,519.00	0.00	0.00	11,519.00	0.00 %
<a href="#">20-5-1325-45401</a>	TWDB SERIES 2018 B PRINCIPAL	40,000.00	40,000.00	0.00	0.00	40,000.00	0.00 %
<b>ExpCategory: 40 - SERVICES Total:</b>		<b>842,870.00</b>	<b>842,870.00</b>	<b>2,614.02</b>	<b>7,501.44</b>	<b>835,368.56</b>	<b>0.89%</b>
<b>Department: 1325 - WATER DISTRIBUTION Total:</b>		<b>1,336,425.00</b>	<b>1,336,425.00</b>	<b>37,077.59</b>	<b>101,439.55</b>	<b>1,234,985.45</b>	<b>7.59%</b>
<b>Department: 1350 - SEWER PLANT</b>							
<b>ExpCategory: 10 - PERSONNEL</b>							
<a href="#">20-5-1350-10100</a>	SALARIES	125,010.00	125,010.00	14,625.19	28,782.02	96,227.98	23.02 %
<a href="#">20-5-1350-10200</a>	LONGEVITY	310.00	310.00	49.62	102.71	207.29	33.13 %
<a href="#">20-5-1350-10300</a>	OVERTIME	12,500.00	12,500.00	773.68	1,540.88	10,959.12	12.33 %
<a href="#">20-5-1350-10400</a>	FICA	10,830.00	10,830.00	1,164.83	2,655.88	8,174.12	24.52 %
<a href="#">20-5-1350-10500</a>	RETIREMENT	19,085.00	19,085.00	2,083.73	4,795.95	14,289.05	25.13 %

Financial

For Fiscal: 2025-2026 Period Ending: 12/31/2025

		Original Total Budget	Current Total Budget	Period Activity	Fiscal Activity	Variance Favorable (Unfavorable)	Percent Used
<a href="#">20-5-1350-10600</a>	HEALTH INSURANCE	18,940.00	18,940.00	1,510.25	4,530.75	14,409.25	23.92 %
<a href="#">20-5-1350-10700</a>	CLOTHING	1,590.00	1,590.00	162.28	410.17	1,179.83	25.80 %
<a href="#">20-5-1350-10800</a>	CERTIFICATION	3,550.00	3,550.00	400.98	830.03	2,719.97	23.38 %
<a href="#">20-5-1350-10900</a>	LONG TERM DISABILITY	385.00	385.00	24.14	198.37	186.63	51.52 %
<a href="#">20-5-1350-11500</a>	WORKER'S COMPENSATION	3,765.00	3,765.00	0.00	3,314.69	450.31	88.04 %
<a href="#">20-5-1350-11700</a>	DENTAL INSURANCE	1,015.00	1,015.00	74.88	248.37	766.63	24.47 %
<a href="#">20-5-1350-11800</a>	LIFE INSURANCE	100.00	100.00	7.60	22.80	77.20	22.80 %
<a href="#">20-5-1350-12000</a>	EMPLOYEE BONUS	180.00	180.00	171.44	171.44	8.56	95.24 %
<b>ExpCategory: 10 - PERSONNEL Total:</b>		<b>197,260.00</b>	<b>197,260.00</b>	<b>21,048.62</b>	<b>47,604.06</b>	<b>149,655.94</b>	<b>24.13%</b>
<b>ExpCategory: 20 - SUPPLIES</b>							
<a href="#">20-5-1350-20100</a>	OFFICE SUPPLIES	500.00	500.00	0.00	0.00	500.00	0.00 %
<a href="#">20-5-1350-20200</a>	POSTAGE	50.00	50.00	0.00	0.00	50.00	0.00 %
<a href="#">20-5-1350-20400</a>	SMALL TOOLS	750.00	750.00	0.00	0.00	750.00	0.00 %
<a href="#">20-5-1350-20500</a>	OPERATIONAL SUPPLIES	30,000.00	30,000.00	1,632.99	22,879.28	7,120.72	76.26 %
<a href="#">20-5-1350-21000</a>	FUEL	4,000.00	4,000.00	212.12	342.54	3,657.46	8.56 %
<b>ExpCategory: 20 - SUPPLIES Total:</b>		<b>35,300.00</b>	<b>35,300.00</b>	<b>1,845.11</b>	<b>23,221.82</b>	<b>12,078.18</b>	<b>65.78%</b>
<b>ExpCategory: 30 - MAINTENANCE AND REPAIRS</b>							
<a href="#">20-5-1350-30200</a>	VEHICLE MAINTENANCE	4,200.00	4,200.00	0.00	417.25	3,782.75	9.93 %
<a href="#">20-5-1350-30300</a>	EQUIPMENT	50,000.00	50,000.00	1,670.37	3,181.84	46,818.16	6.36 %
<a href="#">20-5-1350-30400</a>	MACHINERY	5,000.00	5,000.00	0.00	87.98	4,912.02	1.76 %
<a href="#">20-5-1350-30500</a>	BUILDING AND GROUNDS	2,500.00	2,500.00	239.00	239.00	2,261.00	9.56 %
<a href="#">20-5-1350-30700</a>	OFFICE EQUIPMENT	250.00	250.00	0.00	0.00	250.00	0.00 %
<a href="#">20-5-1350-31000</a>	UTILITIES	0.00	0.00	0.00	256.90	-256.90	0.00 %
<a href="#">20-5-1350-31100</a>	SYSTEM IMPROVEMENTS	15,000.00	15,000.00	0.00	530.00	14,470.00	3.53 %
<b>ExpCategory: 30 - MAINTENANCE AND REPAIRS Total:</b>		<b>76,950.00</b>	<b>76,950.00</b>	<b>1,909.37</b>	<b>4,712.97</b>	<b>72,237.03</b>	<b>6.12%</b>
<b>ExpCategory: 40 - SERVICES</b>							
<a href="#">20-5-1350-40100</a>	COMMUNICATIONS	8,000.00	8,000.00	746.73	2,324.82	5,675.18	29.06 %
<a href="#">20-5-1350-40200</a>	ELECTRIC	60,000.00	60,000.00	3,734.38	10,830.28	49,169.72	18.05 %
<a href="#">20-5-1350-40700</a>	TECHNOLOGY	5,000.00	5,000.00	337.50	881.50	4,118.50	17.63 %
<a href="#">20-5-1350-41200</a>	TRAVEL AND TRAINING	2,375.00	2,375.00	0.00	274.33	2,100.67	11.55 %
<a href="#">20-5-1350-41500</a>	TESTING FEES	35,000.00	35,000.00	839.40	2,507.18	32,492.82	7.16 %
<a href="#">20-5-1350-42000</a>	DUES, FEES, AND MEMBERSHIPS	3,600.00	3,600.00	0.00	8,089.33	-4,489.33	224.70 %
<a href="#">20-5-1350-45100</a>	SERIES 2016 SEWER PLANT INTERE	64,690.00	64,690.00	0.00	0.00	64,690.00	0.00 %
<a href="#">20-5-1350-45101</a>	SERIES 2016 SEWER PLANT PRINCI	132,600.00	132,600.00	0.00	0.00	132,600.00	0.00 %
<a href="#">20-5-1350-45300</a>	SERIES 2017 TAX & REV CO'S INT	10,910.00	10,910.00	0.00	0.00	10,910.00	0.00 %
<a href="#">20-5-1350-45301</a>	SERIES 2017 TAX & REV CO'S INT	24,715.00	24,715.00	0.00	0.00	24,715.00	0.00 %
<a href="#">20-5-1350-45400</a>	TWDB SERIES 2018 C INTEREST	6,650.00	6,650.00	0.00	0.00	6,650.00	0.00 %
<a href="#">20-5-1350-45401</a>	TWDB SERIES 2018 C PRINCIPAL	30,000.00	30,000.00	0.00	0.00	30,000.00	0.00 %
<b>ExpCategory: 40 - SERVICES Total:</b>		<b>383,540.00</b>	<b>383,540.00</b>	<b>5,658.01</b>	<b>24,907.44</b>	<b>358,632.56</b>	<b>6.49%</b>
<b>ExpCategory: 50 - SUNDRY CHARGES</b>							
<a href="#">20-5-1350-55000</a>	IN LIEU OF TAX	202,920.00	174,000.00	14,584.30	43,072.89	130,927.11	24.75 %
<a href="#">20-5-1350-55300</a>	CONTRIBUTION TO SINKING FUND	18,950.00	18,950.00	4,728.00	4,728.00	14,222.00	24.95 %
<b>ExpCategory: 50 - SUNDRY CHARGES Total:</b>		<b>221,870.00</b>	<b>192,950.00</b>	<b>19,312.30</b>	<b>47,800.89</b>	<b>145,149.11</b>	<b>24.77%</b>
<b>Department: 1350 - SEWER PLANT Total:</b>		<b>914,920.00</b>	<b>886,000.00</b>	<b>49,773.41</b>	<b>148,247.18</b>	<b>737,752.82</b>	<b>16.73%</b>
<b>Department: 1375 - SEWER COLLECTION</b>							
<b>ExpCategory: 10 - PERSONNEL</b>							
<a href="#">20-5-1375-10100</a>	SALARIES	191,370.00	191,370.00	22,225.15	43,862.58	147,507.42	22.92 %
<a href="#">20-5-1375-10200</a>	LONGEVITY	1,660.00	1,660.00	212.28	439.42	1,220.58	26.47 %
<a href="#">20-5-1375-10300</a>	OVERTIME	23,500.00	23,500.00	2,894.37	5,866.02	17,633.98	24.96 %
<a href="#">20-5-1375-10400</a>	FICA	16,905.00	16,905.00	1,846.95	4,215.25	12,689.75	24.93 %
<a href="#">20-5-1375-10500</a>	RETIREMENT	29,795.00	29,795.00	3,389.23	7,793.10	22,001.90	26.16 %
<a href="#">20-5-1375-10600</a>	HEALTH INSURANCE	33,325.00	33,325.00	2,709.35	8,128.05	25,196.95	24.39 %
<a href="#">20-5-1375-10700</a>	CLOTHING	2,590.00	2,590.00	179.13	179.13	2,410.87	6.92 %
<a href="#">20-5-1375-10800</a>	CERTIFICATION	4,150.00	4,150.00	460.51	926.51	3,223.49	22.33 %
<a href="#">20-5-1375-10900</a>	LONG TERM DISABILITY	570.00	570.00	38.23	158.49	411.51	27.81 %
<a href="#">20-5-1375-11500</a>	WORKER'S COMPENSATION	5,880.00	5,880.00	0.00	3,314.69	2,565.31	56.37 %

Financial

For Fiscal: 2025-2026 Period Ending: 12/31/2025

		Original Total Budget	Current Total Budget	Period Activity	Fiscal Activity	Variance Favorable (Unfavorable)	Percent Used
<a href="#">20-5-1375-11700</a>	DENTAL INSURANCE	2,425.00	2,425.00	216.65	651.40	1,773.60	26.86 %
<a href="#">20-5-1375-11800</a>	LIFE INSURANCE	155.00	155.00	12.40	37.20	117.80	24.00 %
<a href="#">20-5-1375-12000</a>	EMPLOYEE BONUS	280.00	280.00	279.73	279.73	0.27	99.90 %
<b>ExpCategory: 10 - PERSONNEL Total:</b>		<b>312,605.00</b>	<b>312,605.00</b>	<b>34,463.98</b>	<b>75,851.57</b>	<b>236,753.43</b>	<b>24.26%</b>
<b>ExpCategory: 20 - SUPPLIES</b>							
<a href="#">20-5-1375-20100</a>	OFFICE SUPPLIES	2,000.00	2,000.00	0.00	0.00	2,000.00	0.00 %
<a href="#">20-5-1375-20400</a>	SMALL TOOLS	2,500.00	2,500.00	0.00	40.96	2,459.04	1.64 %
<a href="#">20-5-1375-20500</a>	OPERATIONAL SUPPLIES	5,000.00	5,000.00	0.00	497.51	4,502.49	9.95 %
<a href="#">20-5-1375-21000</a>	FUEL	15,000.00	15,000.00	979.88	2,050.91	12,949.09	13.67 %
<b>ExpCategory: 20 - SUPPLIES Total:</b>		<b>24,500.00</b>	<b>24,500.00</b>	<b>979.88</b>	<b>2,589.38</b>	<b>21,910.62</b>	<b>10.57%</b>
<b>ExpCategory: 30 - MAINTENANCE AND REPAIRS</b>							
<a href="#">20-5-1375-30200</a>	VEHICLE MAINTENANCE	11,000.00	11,000.00	72.49	1,098.88	9,901.12	9.99 %
<a href="#">20-5-1375-30300</a>	EQUIPMENT	85,000.00	85,000.00	6,166.08	6,321.57	78,678.43	7.44 %
<a href="#">20-5-1375-30400</a>	MACHINERY	21,000.00	21,000.00	528.92	570.17	20,429.83	2.72 %
<a href="#">20-5-1375-30500</a>	BUILDING AND GROUNDS	2,500.00	2,500.00	0.00	15.20	2,484.80	0.61 %
<a href="#">20-5-1375-31000</a>	UTILITIES	40,000.00	40,000.00	3,062.24	10,146.43	29,853.57	25.37 %
<a href="#">20-5-1375-31100</a>	SYSTEM IMPROVEMENTS	40,000.00	40,000.00	0.00	0.00	40,000.00	0.00 %
<a href="#">20-5-1375-31400</a>	LIFT STATIONS REBUILDS	20,000.00	20,000.00	0.00	0.00	20,000.00	0.00 %
<a href="#">20-5-1375-32000</a>	REPAIR UTILITY STREET CUTS	22,000.00	22,000.00	0.00	0.00	22,000.00	0.00 %
<b>ExpCategory: 30 - MAINTENANCE AND REPAIRS Total:</b>		<b>241,500.00</b>	<b>241,500.00</b>	<b>9,829.73</b>	<b>18,152.25</b>	<b>223,347.75</b>	<b>7.52%</b>
<b>ExpCategory: 40 - SERVICES</b>							
<a href="#">20-5-1375-40100</a>	COMMUNICATIONS	6,000.00	6,000.00	529.61	1,730.48	4,269.52	28.84 %
<a href="#">20-5-1375-40200</a>	ELECTRIC	10,000.00	10,000.00	868.53	2,169.93	7,830.07	21.70 %
<a href="#">20-5-1375-40500</a>	GAS	1,000.00	1,000.00	102.40	308.41	691.59	30.84 %
<a href="#">20-5-1375-40700</a>	TECHNOLOGY	5,000.00	5,000.00	337.50	881.50	4,118.50	17.63 %
<a href="#">20-5-1375-41200</a>	TRAVEL AND TRAINING	3,875.00	3,875.00	486.88	650.22	3,224.78	16.78 %
<a href="#">20-5-1375-41600</a>	RENTAL OF EQUIPMENT	500.00	500.00	0.00	0.00	500.00	0.00 %
<a href="#">20-5-1375-42000</a>	DUES, FEES, AND MEMBERSHIPS	500.00	500.00	0.00	67.50	432.50	13.50 %
<a href="#">20-5-1375-42600</a>	PROFESSIONAL FEES	10,650.00	10,650.00	0.00	1,058.85	9,591.15	9.94 %
<a href="#">20-5-1375-42800</a>	SEWER TAP EVALUATION	8,000.00	8,000.00	0.00	120.00	7,880.00	1.50 %
<a href="#">20-5-1375-45000</a>	DEBT SERVICE INTEREST	11,995.00	11,995.00	119.65	384.25	11,610.75	3.20 %
<a href="#">20-5-1375-45001</a>	DEBT SERVICE PRINCIPAL	93,370.00	93,370.00	5,072.42	15,191.96	78,178.04	16.27 %
<a href="#">20-5-1375-45300</a>	SERIES 2017 TAX & REV CO'S INT	6,078.00	6,078.00	0.00	0.00	6,078.00	0.00 %
<a href="#">20-5-1375-45301</a>	SERIES 2017 TAX & REV CO'S INT	13,770.00	13,770.00	0.00	0.00	13,770.00	0.00 %
<a href="#">20-5-1375-45400</a>	TWDB SERIES 2018 A INTEREST	35,950.00	35,950.00	0.00	0.00	35,950.00	0.00 %
<a href="#">20-5-1375-45401</a>	TWDB SERIES 2018 A PRINCIPAL	160,000.00	160,000.00	0.00	0.00	160,000.00	0.00 %
<b>ExpCategory: 40 - SERVICES Total:</b>		<b>366,688.00</b>	<b>366,688.00</b>	<b>7,516.99</b>	<b>22,563.10</b>	<b>344,124.90</b>	<b>6.15%</b>
<b>Department: 1375 - SEWER COLLECTION Total:</b>		<b>945,293.00</b>	<b>945,293.00</b>	<b>52,790.58</b>	<b>119,156.30</b>	<b>826,136.70</b>	<b>12.61%</b>
<b>Department: 1400 - ELECTRIC</b>							
<b>ExpCategory: 10 - PERSONNEL</b>							
<a href="#">20-5-1400-10100</a>	SALARIES	392,465.00	392,465.00	45,400.94	89,479.05	302,985.95	22.80 %
<a href="#">20-5-1400-10200</a>	LONGEVITY	2,700.00	2,700.00	290.79	596.83	2,103.17	22.10 %
<a href="#">20-5-1400-10300</a>	OVERTIME	32,800.00	32,800.00	3,122.00	6,148.54	26,651.46	18.75 %
<a href="#">20-5-1400-10400</a>	FICA	32,785.00	32,785.00	3,623.42	8,347.52	24,437.48	25.46 %
<a href="#">20-5-1400-10500</a>	RETIREMENT	57,780.00	57,780.00	6,415.00	14,855.03	42,924.97	25.71 %
<a href="#">20-5-1400-10600</a>	HEALTH INSURANCE	63,510.00	63,510.00	3,969.26	11,907.78	51,602.22	18.75 %
<a href="#">20-5-1400-10700</a>	CLOTHING	6,255.00	6,255.00	244.63	1,672.86	4,582.14	26.74 %
<a href="#">20-5-1400-10900</a>	LONG TERM DISABILITY	1,200.00	1,200.00	74.38	305.34	894.66	25.45 %
<a href="#">20-5-1400-11500</a>	WORKER'S COMPENSATION	10,550.00	10,550.00	0.00	9,349.78	1,200.22	88.62 %
<a href="#">20-5-1400-11700</a>	DENTAL INSURANCE	4,810.00	4,810.00	286.89	862.67	3,947.33	17.93 %
<a href="#">20-5-1400-11800</a>	LIFE INSURANCE	300.00	300.00	19.20	57.60	242.40	19.20 %
<a href="#">20-5-1400-12000</a>	EMPLOYEE BONUS	550.00	550.00	541.40	541.40	8.60	98.44 %
<b>ExpCategory: 10 - PERSONNEL Total:</b>		<b>605,705.00</b>	<b>605,705.00</b>	<b>63,987.91</b>	<b>144,124.40</b>	<b>461,580.60</b>	<b>23.79%</b>
<b>ExpCategory: 20 - SUPPLIES</b>							
<a href="#">20-5-1400-20100</a>	OFFICE SUPPLIES	200.00	200.00	0.00	0.00	200.00	0.00 %
<a href="#">20-5-1400-20400</a>	SMALL TOOLS	4,500.00	4,500.00	124.30	124.30	4,375.70	2.76 %

Financial

For Fiscal: 2025-2026 Period Ending: 12/31/2025

		Original Total Budget	Current Total Budget	Period Activity	Fiscal Activity	Variance Favorable (Unfavorable)	Percent Used
<a href="#">20-5-1400-20500</a>	OPERATIONAL SUPPLIES	700.00	700.00	9.66	156.70	543.30	22.39 %
<a href="#">20-5-1400-21000</a>	FUEL	15,000.00	15,000.00	952.12	2,296.84	12,703.16	15.31 %
	<b>ExpCategory: 20 - SUPPLIES Total:</b>	<b>20,400.00</b>	<b>20,400.00</b>	<b>1,086.08</b>	<b>2,577.84</b>	<b>17,822.16</b>	<b>12.64%</b>
	<b>ExpCategory: 30 - MAINTENANCE AND REPAIRS</b>						
<a href="#">20-5-1400-30200</a>	VEHICLE MAINTENANCE	15,000.00	15,000.00	477.28	2,326.15	12,673.85	15.51 %
<a href="#">20-5-1400-30300</a>	EQUIPMENT	2,000.00	2,000.00	52.98	52.98	1,947.02	2.65 %
<a href="#">20-5-1400-30400</a>	MACHINERY	200.00	200.00	0.00	0.00	200.00	0.00 %
<a href="#">20-5-1400-30500</a>	BUILDING AND GROUNDS	10,000.00	10,000.00	80.64	100.12	9,899.88	1.00 %
<a href="#">20-5-1400-30700</a>	TECHNOLOGY	3,500.00	3,500.00	0.00	0.00	3,500.00	0.00 %
<a href="#">20-5-1400-31000</a>	UTILITIES	137,000.00	137,000.00	11,324.10	56,459.05	80,540.95	41.21 %
<a href="#">20-5-1400-31200</a>	CUSTOMER COMPLIANCE	500.00	500.00	0.00	0.00	500.00	0.00 %
	<b>ExpCategory: 30 - MAINTENANCE AND REPAIRS Total:</b>	<b>168,200.00</b>	<b>168,200.00</b>	<b>11,935.00</b>	<b>58,938.30</b>	<b>109,261.70</b>	<b>35.04%</b>
	<b>ExpCategory: 40 - SERVICES</b>						
<a href="#">20-5-1400-40100</a>	COMMUNICATIONS	10,500.00	10,500.00	1,036.56	3,357.68	7,142.32	31.98 %
<a href="#">20-5-1400-40200</a>	ELECTRIC	1,000.00	1,000.00	89.84	345.94	654.06	34.59 %
<a href="#">20-5-1400-40300</a>	LCRA WHOLESAL	3,320,000.00	3,320,000.00	269,911.84	787,824.93	2,532,175.07	23.73 %
<a href="#">20-5-1400-40400</a>	SOLAR POWER BUYBACK	18,000.00	18,000.00	801.18	2,659.43	15,340.57	14.77 %
<a href="#">20-5-1400-41200</a>	TRAVEL AND TRAINING	13,000.00	13,000.00	82.48	471.42	12,528.58	3.63 %
<a href="#">20-5-1400-41500</a>	TESTING FEES	3,500.00	3,500.00	0.00	3,506.00	-6.00	100.17 %
<a href="#">20-5-1400-41600</a>	RENTAL OF EQUIPEMENT	500.00	500.00	0.00	0.00	500.00	0.00 %
<a href="#">20-5-1400-42000</a>	DUES, FEES, AND MEMBERSHIPS	9,000.00	9,000.00	6,447.00	6,447.00	2,553.00	71.63 %
<a href="#">20-5-1400-42600</a>	PROFESSIONAL FEES	86,000.00	86,000.00	1,637.82	31,657.92	54,342.08	36.81 %
<a href="#">20-5-1400-42601</a>	LCRA LINE STUDY	27,300.00	27,300.00	2,272.91	6,818.74	20,481.26	24.98 %
<a href="#">20-5-1400-45000</a>	CADENCE LEASE -	7,521.00	7,521.00	674.68	2,064.33	5,456.67	27.45 %
<a href="#">20-5-1400-45001</a>	CADENCE LEASE - PRINCIPAL	35,381.00	35,381.00	2,900.42	8,660.97	26,720.03	24.48 %
<a href="#">20-5-1400-45500</a>	GOVT CAP - POLE TRK - INTEREST	13,642.00	13,642.00	0.00	0.00	13,642.00	0.00 %
<a href="#">20-5-1400-45501</a>	GOVT CAP - POLE TRK - PRINCIPA	55,888.00	55,888.00	0.00	0.00	55,888.00	0.00 %
	<b>ExpCategory: 40 - SERVICES Total:</b>	<b>3,601,232.00</b>	<b>3,601,232.00</b>	<b>285,854.73</b>	<b>853,814.36</b>	<b>2,747,417.64</b>	<b>23.71%</b>
	<b>ExpCategory: 50 - SUNDRY CHARGES</b>						
<a href="#">20-5-1400-55000</a>	IN LIEU OF TAX	558,868.00	558,868.00	39,422.03	132,733.92	426,134.08	23.75 %
	<b>ExpCategory: 50 - SUNDRY CHARGES Total:</b>	<b>558,868.00</b>	<b>558,868.00</b>	<b>39,422.03</b>	<b>132,733.92</b>	<b>426,134.08</b>	<b>23.75%</b>
	<b>Department: 1400 - ELECTRIC Total:</b>	<b>4,954,405.00</b>	<b>4,954,405.00</b>	<b>402,285.75</b>	<b>1,192,188.82</b>	<b>3,762,216.18</b>	<b>24.06%</b>
	<b>Department: 1999 - CAPITAL OUTLAY</b>						
	<b>ExpCategory: 60 - CAPITAL OUTLAY</b>						
<a href="#">20-5-1999-61400</a>	ELECTRIC	460,000.00	460,000.00	138,812.72	138,812.72	321,187.28	30.18 %
<a href="#">20-5-1999-61600</a>	SEWER COLLECTION	50,000.00	50,000.00	16,476.78	33,384.39	16,615.61	66.77 %
<a href="#">20-5-1999-61700</a>	WATER DISTRIBUTION	185,000.00	185,000.00	0.00	0.00	185,000.00	0.00 %
<a href="#">20-5-1999-61800</a>	WATER PLANT	15,000.00	15,000.00	378.00	912.75	14,087.25	6.09 %
<a href="#">20-5-1999-62100</a>	BOND - WATER TOWER	0.00	0.00	-122,440.78	0.00	0.00	0.00 %
	<b>ExpCategory: 60 - CAPITAL OUTLAY Total:</b>	<b>710,000.00</b>	<b>710,000.00</b>	<b>33,226.72</b>	<b>173,109.86</b>	<b>536,890.14</b>	<b>24.38%</b>
	<b>Department: 1999 - CAPITAL OUTLAY Total:</b>	<b>710,000.00</b>	<b>710,000.00</b>	<b>33,226.72</b>	<b>173,109.86</b>	<b>536,890.14</b>	<b>24.38%</b>
	<b>Expense Total:</b>	<b>11,974,703.00</b>	<b>11,853,319.00</b>	<b>802,739.40</b>	<b>2,413,154.72</b>	<b>9,440,164.28</b>	<b>20.36%</b>
	<b>Fund: 20 - UTILITY FUND Surplus (Deficit):</b>	<b>22,372.00</b>	<b>-489,744.00</b>	<b>56,082.97</b>	<b>233,238.51</b>	<b>722,982.51</b>	<b>-47.62%</b>

Financial

For Fiscal: 2025-2026 Period Ending: 12/31/2025

	Original Total Budget	Current Total Budget	Period Activity	Fiscal Activity	Variance Favorable (Unfavorable)	Percent Used
<b>Fund: 22 - COUNCIL RESTRICTED FUND</b>						
<b>Revenue</b>						
<b>RevCategory: 00 - UNCATEGORIZED</b>						
<a href="#">22-00-47010</a>	INTEREST	10,000.00	10,000.00	483.03	1,808.59	-8,191.41 18.09 %
<a href="#">22-00-49990</a>	TRANSFERS IN	41,000.00	41,000.00	10,258.00	10,258.00	-30,742.00 25.02 %
	<b>RevCategory: 00 - UNCATEGORIZED Total:</b>	<b>51,000.00</b>	<b>51,000.00</b>	<b>10,741.03</b>	<b>12,066.59</b>	<b>-38,933.41 23.66%</b>
	<b>Revenue Total:</b>	<b>51,000.00</b>	<b>51,000.00</b>	<b>10,741.03</b>	<b>12,066.59</b>	<b>-38,933.41 23.66%</b>
<b>Expense</b>						
<b>Department: 1325 - WATER DISTRIBUTION</b>						
<b>ExpCategory: 40 - SERVICES</b>						
<a href="#">22-5-1325-42600</a>	PROFESSIONAL FEES	50,000.00	50,000.00	1,274.00	25,856.00	24,144.00 51.71 %
	<b>ExpCategory: 40 - SERVICES Total:</b>	<b>50,000.00</b>	<b>50,000.00</b>	<b>1,274.00</b>	<b>25,856.00</b>	<b>24,144.00 51.71%</b>
	<b>Department: 1325 - WATER DISTRIBUTION Total:</b>	<b>50,000.00</b>	<b>50,000.00</b>	<b>1,274.00</b>	<b>25,856.00</b>	<b>24,144.00 51.71%</b>
<b>Department: 1999 - CAPITAL OUTLAY</b>						
<b>ExpCategory: 60 - CAPITAL OUTLAY</b>						
<a href="#">22-5-1999-61800</a>	WATER PLANT	0.00	0.00	0.00	2,543.40	-2,543.40 0.00 %
	<b>ExpCategory: 60 - CAPITAL OUTLAY Total:</b>	<b>0.00</b>	<b>0.00</b>	<b>0.00</b>	<b>2,543.40</b>	<b>-2,543.40 0.00%</b>
	<b>Department: 1999 - CAPITAL OUTLAY Total:</b>	<b>0.00</b>	<b>0.00</b>	<b>0.00</b>	<b>2,543.40</b>	<b>-2,543.40 0.00%</b>
	<b>Expense Total:</b>	<b>50,000.00</b>	<b>50,000.00</b>	<b>1,274.00</b>	<b>28,399.40</b>	<b>21,600.60 56.80%</b>
	<b>Fund: 22 - COUNCIL RESTRICTED FUND Surplus (Deficit):</b>	<b>1,000.00</b>	<b>1,000.00</b>	<b>9,467.03</b>	<b>-16,332.81</b>	<b>-17,332.81 -1,633.28%</b>

Financial

For Fiscal: 2025-2026 Period Ending: 12/31/2025

	Original Total Budget	Current Total Budget	Period Activity	Fiscal Activity	Variance Favorable (Unfavorable)	Percent Used
<b>Fund: 23 - DAM PROJECT</b>						
<b>Revenue</b>						
<b>RevCategory: 00 - UNCATEGORIZED</b>						
<a href="#">23-00-46200</a> PRIVATE ENTITY GRANT	2,000,000.00	2,000,000.00	0.00	2,000,000.00	0.00	100.00 %
<b>RevCategory: 00 - UNCATEGORIZED Total:</b>	<b>2,000,000.00</b>	<b>2,000,000.00</b>	<b>0.00</b>	<b>2,000,000.00</b>	<b>0.00</b>	<b>100.00%</b>
<b>RevCategory: 60 - FINANCIAL</b>						
<a href="#">23-60-46400</a> LOAN PROCEEDS	3,500,000.00	3,500,000.00	0.00	0.00	-3,500,000.00	0.00 %
<a href="#">23-60-47010</a> INTEREST ON INVESTMENTS	198,000.00	198,000.00	15,956.45	44,902.85	-153,097.15	22.68 %
<b>RevCategory: 60 - FINANCIAL Total:</b>	<b>3,698,000.00</b>	<b>3,698,000.00</b>	<b>15,956.45</b>	<b>44,902.85</b>	<b>-3,653,097.15</b>	<b>1.21%</b>
<b>RevCategory: 99 - TRANSFER IN</b>						
<a href="#">23-99-49990</a> TRANSFER IN	161,698.00	161,698.00	0.00	0.00	-161,698.00	0.00 %
<b>RevCategory: 99 - TRANSFER IN Total:</b>	<b>161,698.00</b>	<b>161,698.00</b>	<b>0.00</b>	<b>0.00</b>	<b>-161,698.00</b>	<b>0.00%</b>
<b>Revenue Total:</b>	<b>5,859,698.00</b>	<b>5,859,698.00</b>	<b>15,956.45</b>	<b>2,044,902.85</b>	<b>-3,814,795.15</b>	<b>34.90%</b>
<b>Expense</b>						
<b>Department: 1300 - WATER PLANT</b>						
<b>ExpCategory: 40 - SERVICES</b>						
<a href="#">23-5-1300-42600</a> PROFESSIONAL FEES	0.00	0.00	2,746.50	13,969.40	-13,969.40	0.00 %
<a href="#">23-5-1300-45000</a> DEPT SERVICE - INTEREST	161,698.00	161,698.00	0.00	0.00	161,698.00	0.00 %
<b>ExpCategory: 40 - SERVICES Total:</b>	<b>161,698.00</b>	<b>161,698.00</b>	<b>2,746.50</b>	<b>13,969.40</b>	<b>147,728.60</b>	<b>8.64%</b>
<b>Department: 1300 - WATER PLANT Total:</b>	<b>161,698.00</b>	<b>161,698.00</b>	<b>2,746.50</b>	<b>13,969.40</b>	<b>147,728.60</b>	<b>8.64%</b>
<b>Expense Total:</b>	<b>161,698.00</b>	<b>161,698.00</b>	<b>2,746.50</b>	<b>13,969.40</b>	<b>147,728.60</b>	<b>8.64%</b>
<b>Fund: 23 - DAM PROJECT Surplus (Deficit):</b>	<b>5,698,000.00</b>	<b>5,698,000.00</b>	<b>13,209.95</b>	<b>2,030,933.45</b>	<b>-3,667,066.55</b>	<b>35.64%</b>

Financial

For Fiscal: 2025-2026 Period Ending: 12/31/2025

		Original Total Budget	Current Total Budget	Period Activity	Fiscal Activity	Variance Favorable (Unfavorable)	Percent Used
<b>Fund: 25 - CHRISTMAS LIGHTING</b>							
<b>Revenue</b>							
<b>RevCategory: 00 - UNCATEGORIZED</b>							
<a href="#">25-00-41020</a>	PARK COLLECTION BUCKET DONATIO	1,000.00	1,000.00	1,010.91	1,010.91	10.91	101.09 %
<a href="#">25-00-41030</a>	CONCESSION SALES	100.00	100.00	630.00	630.00	530.00	630.00 %
<a href="#">25-00-41040</a>	PHOTOS WITH SANTA	1,200.00	1,200.00	0.00	0.00	-1,200.00	0.00 %
<a href="#">25-00-41090</a>	SNOW DAY	1,200.00	1,200.00	1,747.00	1,747.00	547.00	145.58 %
<a href="#">25-00-47010</a>	INTEREST	1,400.00	1,400.00	80.64	273.05	-1,126.95	19.50 %
	<b>RevCategory: 00 - UNCATEGORIZED Total:</b>	<b>4,900.00</b>	<b>4,900.00</b>	<b>3,468.55</b>	<b>3,660.96</b>	<b>-1,239.04</b>	<b>74.71%</b>
	<b>Revenue Total:</b>	<b>4,900.00</b>	<b>4,900.00</b>	<b>3,468.55</b>	<b>3,660.96</b>	<b>-1,239.04</b>	<b>74.71%</b>
<b>Expense</b>							
<b>Department: 0100 - ADMINISTRATION</b>							
<b>ExpCategory: 20 - SUPPLIES</b>							
<a href="#">25-5-0100-20300</a>	CONCESSIONS	450.00	450.00	134.79	363.62	86.38	80.80 %
<a href="#">25-5-0100-20500</a>	OPERATIONAL SUPPLIES	1,700.00	1,700.00	1,159.43	1,931.45	-231.45	113.61 %
<a href="#">25-5-0100-20900</a>	SNOW	6,500.00	6,500.00	6,507.00	6,507.00	-7.00	100.11 %
	<b>ExpCategory: 20 - SUPPLIES Total:</b>	<b>8,650.00</b>	<b>8,650.00</b>	<b>7,801.22</b>	<b>8,802.07</b>	<b>-152.07</b>	<b>101.76%</b>
<b>ExpCategory: 30 - MAINTENANCE AND REPAIRS</b>							
<a href="#">25-5-0100-30300</a>	DISPLAY MAINTENANCE	3,000.00	3,000.00	1,599.46	9,147.21	-6,147.21	304.91 %
<a href="#">25-5-0100-30500</a>	BUILDING & GROUNDS	500.00	500.00	10.77	510.77	-10.77	102.15 %
	<b>ExpCategory: 30 - MAINTENANCE AND REPAIRS Total:</b>	<b>3,500.00</b>	<b>3,500.00</b>	<b>1,610.23</b>	<b>9,657.98</b>	<b>-6,157.98</b>	<b>275.94%</b>
	<b>Department: 0100 - ADMINISTRATION Total:</b>	<b>12,150.00</b>	<b>12,150.00</b>	<b>9,411.45</b>	<b>18,460.05</b>	<b>-6,310.05</b>	<b>151.93%</b>
	<b>Expense Total:</b>	<b>12,150.00</b>	<b>12,150.00</b>	<b>9,411.45</b>	<b>18,460.05</b>	<b>-6,310.05</b>	<b>151.93%</b>
	<b>Fund: 25 - CHRISTMAS LIGHTING Surplus (Deficit):</b>	<b>-7,250.00</b>	<b>-7,250.00</b>	<b>-5,942.90</b>	<b>-14,799.09</b>	<b>-7,549.09</b>	<b>204.13%</b>

Financial

For Fiscal: 2025-2026 Period Ending: 12/31/2025

	Original Total Budget	Current Total Budget	Period Activity	Fiscal Activity	Variance Favorable (Unfavorable)	Percent Used
<b>Fund: 50 - CEMETERY</b>						
<b>Revenue</b>						
<b>RevCategory: 60 - FINANCIAL</b>						
<a href="#">50-60-47010</a> INTEREST ON INVESTMENTS	800.00	800.00	44.48	140.55	-659.45	17.57 %
<b>RevCategory: 60 - FINANCIAL Total:</b>	<b>800.00</b>	<b>800.00</b>	<b>44.48</b>	<b>140.55</b>	<b>-659.45</b>	<b>17.57%</b>
<b>Revenue Total:</b>	<b>800.00</b>	<b>800.00</b>	<b>44.48</b>	<b>140.55</b>	<b>-659.45</b>	<b>17.57%</b>
<b>Fund: 50 - CEMETERY Total:</b>	<b>800.00</b>	<b>800.00</b>	<b>44.48</b>	<b>140.55</b>	<b>-659.45</b>	<b>17.57%</b>

Financial

For Fiscal: 2025-2026 Period Ending: 12/31/2025

	Original Total Budget	Current Total Budget	Period Activity	Fiscal Activity	Variance Favorable (Unfavorable)	Percent Used
<b>Fund: 51 - CEMETERY PERPETUAL CARE</b>						
<b>Revenue</b>						
<b>RevCategory: 00 - UNCATEGORIZED</b>						
<a href="#">51-00-47010</a> INTEREST	1,600.00	1,600.00	141.93	437.20	-1,162.80	27.33 %
<b>RevCategory: 00 - UNCATEGORIZED Total:</b>	<b>1,600.00</b>	<b>1,600.00</b>	<b>141.93</b>	<b>437.20</b>	<b>-1,162.80</b>	<b>27.33%</b>
<b>Revenue Total:</b>	<b>1,600.00</b>	<b>1,600.00</b>	<b>141.93</b>	<b>437.20</b>	<b>-1,162.80</b>	<b>27.33%</b>
<b>Fund: 51 - CEMETERY PERPETUAL CARE Total:</b>	<b>1,600.00</b>	<b>1,600.00</b>	<b>141.93</b>	<b>437.20</b>	<b>-1,162.80</b>	<b>27.33%</b>

Financial

For Fiscal: 2025-2026 Period Ending: 12/31/2025

		Original Total Budget	Current Total Budget	Period Activity	Fiscal Activity	Variance Favorable (Unfavorable)	Percent Used
<b>Fund: 55 - AIRPORT</b>							
<b>Revenue</b>							
<b>RevCategory: 00 - UNCATEGORIZED</b>							
<a href="#">55-00-45700</a>	FUEL SALES	280,000.00	280,000.00	29,430.10	82,425.85	-197,574.15	29.44 %
<a href="#">55-00-45710</a>	HANGER RENT	85,000.00	85,000.00	12,423.00	23,347.00	-61,653.00	27.47 %
<a href="#">55-00-45720</a>	LAND LEASE	500.00	500.00	0.00	0.00	-500.00	0.00 %
<a href="#">55-00-45740</a>	COVERED PARKING RENT	550.00	550.00	0.00	72.00	-478.00	13.09 %
<a href="#">55-00-45750</a>	SPECIAL EVENTS	40,000.00	40,000.00	6,500.00	50,857.79	10,857.79	127.14 %
<a href="#">55-00-46120</a>	TXDOT GRANT	288,276.00	288,276.00	0.00	0.00	-288,276.00	0.00 %
<a href="#">55-00-46210</a>	TXDOT RAMP GRANT PROCEEDS	100,000.00	100,000.00	0.00	0.00	-100,000.00	0.00 %
	<b>RevCategory: 00 - UNCATEGORIZED Total:</b>	<b>794,326.00</b>	<b>794,326.00</b>	<b>48,353.10</b>	<b>156,702.64</b>	<b>-637,623.36</b>	<b>19.73%</b>
	<b>Revenue Total:</b>	<b>794,326.00</b>	<b>794,326.00</b>	<b>48,353.10</b>	<b>156,702.64</b>	<b>-637,623.36</b>	<b>19.73%</b>
<b>Expense</b>							
<b>Department: 0900 - AIRPORT</b>							
<b>ExpCategory: 10 - PERSONNEL</b>							
<a href="#">55-5-0900-10100</a>	SALARIES	69,820.00	69,820.00	7,843.36	19,831.49	49,988.51	28.40 %
<a href="#">55-5-0900-10300</a>	OVERTIME	1,000.00	1,000.00	214.48	380.59	619.41	38.06 %
<a href="#">55-5-0900-10400</a>	FICA	5,430.00	5,430.00	616.43	1,741.69	3,688.31	32.08 %
<a href="#">55-5-0900-10500</a>	RETIREMENT	6,440.00	6,440.00	458.91	1,387.71	5,052.29	21.55 %
<a href="#">55-5-0900-10600</a>	HEALTH INSURANCE	8,475.00	8,475.00	687.82	2,063.46	6,411.54	24.35 %
<a href="#">55-5-0900-10700</a>	CLOTHING	300.00	300.00	0.00	0.00	300.00	0.00 %
<a href="#">55-5-0900-10900</a>	LONG TERM DISABILITY	150.00	150.00	11.58	34.74	115.26	23.16 %
<a href="#">55-5-0900-11500</a>	WORKERS COMPENSATION	1,560.00	1,560.00	0.00	0.00	1,560.00	0.00 %
<a href="#">55-5-0900-11700</a>	DENTAL INSURANCE	500.00	500.00	38.55	115.65	384.35	23.13 %
<a href="#">55-5-0900-11800</a>	LIFE INSURANCE	60.00	60.00	4.80	14.40	45.60	24.00 %
<a href="#">55-5-0900-12000</a>	EMPLOYEE BONUS	110.00	110.00	0.00	0.00	110.00	0.00 %
	<b>ExpCategory: 10 - PERSONNEL Total:</b>	<b>93,845.00</b>	<b>93,845.00</b>	<b>9,875.93</b>	<b>25,569.73</b>	<b>68,275.27</b>	<b>27.25%</b>
<b>ExpCategory: 20 - SUPPLIES</b>							
<a href="#">55-5-0900-20100</a>	OFFICE SUPPLIES	400.00	400.00	30.98	78.25	321.75	19.56 %
<a href="#">55-5-0900-20400</a>	SMALL TOOLS	100.00	100.00	0.00	0.00	100.00	0.00 %
<a href="#">55-5-0900-20500</a>	OPERATIONAL SUPPLIES	1,400.00	1,400.00	157.20	447.32	952.68	31.95 %
<a href="#">55-5-0900-21000</a>	FUEL	400.00	400.00	313.25	448.42	-48.42	112.11 %
<a href="#">55-5-0900-21200</a>	AVIATION FUEL	210,000.00	210,000.00	15,047.41	56,987.49	153,012.51	27.14 %
<a href="#">55-5-0900-21300</a>	AVIATION OIL/RETAIL STOCK	1,000.00	1,000.00	1,527.18	1,527.18	-527.18	152.72 %
	<b>ExpCategory: 20 - SUPPLIES Total:</b>	<b>213,300.00</b>	<b>213,300.00</b>	<b>17,076.02</b>	<b>59,488.66</b>	<b>153,811.34</b>	<b>27.89%</b>
<b>ExpCategory: 30 - MAINTENANCE AND REPAIRS</b>							
<a href="#">55-5-0900-30200</a>	VEHICLE MAINTENANCE	3,000.00	3,000.00	438.72	827.86	2,172.14	27.60 %
<a href="#">55-5-0900-30300</a>	EQUIPMENT	6,000.00	6,000.00	0.00	3,825.96	2,174.04	63.77 %
<a href="#">55-5-0900-30500</a>	BUILDING AND GROUNDS	105,000.00	105,000.00	50.00	5,072.55	99,927.45	4.83 %
	<b>ExpCategory: 30 - MAINTENANCE AND REPAIRS Total:</b>	<b>114,000.00</b>	<b>114,000.00</b>	<b>488.72</b>	<b>9,726.37</b>	<b>104,273.63</b>	<b>8.53%</b>
<b>ExpCategory: 40 - SERVICES</b>							
<a href="#">55-5-0900-40100</a>	COMMUNICATIONS	7,600.00	7,600.00	716.42	2,043.82	5,556.18	26.89 %
<a href="#">55-5-0900-40200</a>	ELECTRIC	9,000.00	9,000.00	656.19	1,980.47	7,019.53	22.01 %
<a href="#">55-5-0900-40700</a>	TECHNOLOGY	0.00	0.00	2.99	2.99	-2.99	0.00 %
<a href="#">55-5-0900-41200</a>	TRAVEL AND TRAINING	700.00	700.00	0.00	0.00	700.00	0.00 %
<a href="#">55-5-0900-41600</a>	RENTAL OF EQUIPMENT	560.00	560.00	40.00	120.00	440.00	21.43 %
<a href="#">55-5-0900-42000</a>	DUES, FEES & MEMBERSHIPS	6,430.00	6,430.00	0.00	2.99	6,427.01	0.05 %
<a href="#">55-5-0900-42800</a>	SPECIAL EVENTS EXPENSES	35,000.00	35,000.00	3,950.79	54,797.44	-19,797.44	156.56 %
	<b>ExpCategory: 40 - SERVICES Total:</b>	<b>59,290.00</b>	<b>59,290.00</b>	<b>5,366.39</b>	<b>58,947.71</b>	<b>342.29</b>	<b>99.42%</b>
<b>ExpCategory: 50 - SUNDRY CHARGES</b>							
<a href="#">55-5-0900-50500</a>	INSURANCE - LIABILITY	4,500.00	4,500.00	0.00	0.00	4,500.00	0.00 %
	<b>ExpCategory: 50 - SUNDRY CHARGES Total:</b>	<b>4,500.00</b>	<b>4,500.00</b>	<b>0.00</b>	<b>0.00</b>	<b>4,500.00</b>	<b>0.00%</b>
	<b>Department: 0900 - AIRPORT Total:</b>	<b>484,935.00</b>	<b>484,935.00</b>	<b>32,807.06</b>	<b>153,732.47</b>	<b>331,202.53</b>	<b>31.70%</b>

	Original Total Budget	Current Total Budget	Period Activity	Fiscal Activity	Variance Favorable (Unfavorable)	Percent Used
<b>Department: 0999 - CAPITAL OUTLAY</b>						
<b>ExpCategory: 60 - CAPITAL OUTLAY</b>						
<a href="#">55-5-0999-69200</a> GRANT EXPENDITURES	303,450.00	303,450.00	0.00	0.00	303,450.00	0.00 %
<b>ExpCategory: 60 - CAPITAL OUTLAY Total:</b>	<b>303,450.00</b>	<b>303,450.00</b>	<b>0.00</b>	<b>0.00</b>	<b>303,450.00</b>	<b>0.00%</b>
<b>Department: 0999 - CAPITAL OUTLAY Total:</b>	<b>303,450.00</b>	<b>303,450.00</b>	<b>0.00</b>	<b>0.00</b>	<b>303,450.00</b>	<b>0.00%</b>
Expense Total:	788,385.00	788,385.00	32,807.06	153,732.47	634,652.53	19.50%
<b>Fund: 55 - AIRPORT Surplus (Deficit):</b>	<b>5,941.00</b>	<b>5,941.00</b>	<b>15,546.04</b>	<b>2,970.17</b>	<b>-2,970.83</b>	<b>49.99%</b>

Financial

For Fiscal: 2025-2026 Period Ending: 12/31/2025

	Original Total Budget	Current Total Budget	Period Activity	Fiscal Activity	Variance Favorable (Unfavorable)	Percent Used
<b>Fund: 61 - CHILD SAFETY FUND</b>						
<b>Revenue</b>						
<b>RevCategory: 00 - UNCATEGORIZED</b>						
<a href="#">61-00-47110</a> CHILD SAFETY FEES	8,740.00	8,740.00	150.00	4,637.55	-4,102.45	53.06 %
<b>RevCategory: 00 - UNCATEGORIZED Total:</b>	<b>8,740.00</b>	<b>8,740.00</b>	<b>150.00</b>	<b>4,637.55</b>	<b>-4,102.45</b>	<b>53.06%</b>
<b>Revenue Total:</b>	<b>8,740.00</b>	<b>8,740.00</b>	<b>150.00</b>	<b>4,637.55</b>	<b>-4,102.45</b>	<b>53.06%</b>
<b>Expense</b>						
<b>Department: 0200 - ADMINISTRATION</b>						
<b>ExpCategory: 40 - SERVICES</b>						
<a href="#">61-5-0200-43800</a> CHILD SAFETY EXPENSE	10,000.00	10,000.00	0.00	0.00	10,000.00	0.00 %
<b>ExpCategory: 40 - SERVICES Total:</b>	<b>10,000.00</b>	<b>10,000.00</b>	<b>0.00</b>	<b>0.00</b>	<b>10,000.00</b>	<b>0.00%</b>
<b>Department: 0200 - ADMINISTRATION Total:</b>	<b>10,000.00</b>	<b>10,000.00</b>	<b>0.00</b>	<b>0.00</b>	<b>10,000.00</b>	<b>0.00%</b>
<b>Expense Total:</b>	<b>10,000.00</b>	<b>10,000.00</b>	<b>0.00</b>	<b>0.00</b>	<b>10,000.00</b>	<b>0.00%</b>
<b>Fund: 61 - CHILD SAFETY FUND Surplus (Deficit):</b>	<b>-1,260.00</b>	<b>-1,260.00</b>	<b>150.00</b>	<b>4,637.55</b>	<b>5,897.55</b>	<b>-368.06%</b>

Financial

For Fiscal: 2025-2026 Period Ending: 12/31/2025

	Original Total Budget	Current Total Budget	Period Activity	Fiscal Activity	Variance Favorable (Unfavorable)	Percent Used
<b>Fund: 62 - HOTEL OCCUPANCY TAX FUND</b>						
<b>Revenue</b>						
<b>RevCategory: 00 - UNCATEGORIZED</b>						
<a href="#">62-00-41060</a> HOTEL/MOTEL TAX	160,000.00	160,000.00	6,426.38	10,926.85	-149,073.15	6.83 %
<b>RevCategory: 00 - UNCATEGORIZED Total:</b>	<b>160,000.00</b>	<b>160,000.00</b>	<b>6,426.38</b>	<b>10,926.85</b>	<b>-149,073.15</b>	<b>6.83%</b>
<b>Revenue Total:</b>	<b>160,000.00</b>	<b>160,000.00</b>	<b>6,426.38</b>	<b>10,926.85</b>	<b>-149,073.15</b>	<b>6.83%</b>
<b>Expense</b>						
<b>Department: 0200 - ADMINISTRATION</b>						
<b>ExpCategory: 50 - SUNDRY CHARGES</b>						
<a href="#">62-5-0200-52100</a> CHAMBER OF COMMERCE	112,000.00	112,000.00	9,525.35	9,525.35	102,474.65	8.50 %
<b>ExpCategory: 50 - SUNDRY CHARGES Total:</b>	<b>112,000.00</b>	<b>112,000.00</b>	<b>9,525.35</b>	<b>9,525.35</b>	<b>102,474.65</b>	<b>8.50%</b>
<b>Department: 0200 - ADMINISTRATION Total:</b>	<b>112,000.00</b>	<b>112,000.00</b>	<b>9,525.35</b>	<b>9,525.35</b>	<b>102,474.65</b>	<b>8.50%</b>
<b>Department: 0300 - POLICE</b>						
<b>ExpCategory: 50 - SUNDRY CHARGES</b>						
<a href="#">62-5-0300-52200</a> LLANO MUSEUM	20,800.00	20,800.00	1,768.99	1,768.99	19,031.01	8.50 %
<b>ExpCategory: 50 - SUNDRY CHARGES Total:</b>	<b>20,800.00</b>	<b>20,800.00</b>	<b>1,768.99</b>	<b>1,768.99</b>	<b>19,031.01</b>	<b>8.50%</b>
<b>Department: 0300 - POLICE Total:</b>	<b>20,800.00</b>	<b>20,800.00</b>	<b>1,768.99</b>	<b>1,768.99</b>	<b>19,031.01</b>	<b>8.50%</b>
<b>Department: 1100 - ADMINISTRATION</b>						
<b>ExpCategory: 50 - SUNDRY CHARGES</b>						
<a href="#">62-5-1100-52300</a> HOT TAX DISTRIBUTIONS	27,000.00	27,000.00	0.00	12,126.85	14,873.15	44.91 %
<b>ExpCategory: 50 - SUNDRY CHARGES Total:</b>	<b>27,000.00</b>	<b>27,000.00</b>	<b>0.00</b>	<b>12,126.85</b>	<b>14,873.15</b>	<b>44.91%</b>
<b>Department: 1100 - ADMINISTRATION Total:</b>	<b>27,000.00</b>	<b>27,000.00</b>	<b>0.00</b>	<b>12,126.85</b>	<b>14,873.15</b>	<b>44.91%</b>
<b>Expense Total:</b>	<b>159,800.00</b>	<b>159,800.00</b>	<b>11,294.34</b>	<b>23,421.19</b>	<b>136,378.81</b>	<b>14.66%</b>
<b>Fund: 62 - HOTEL OCCUPANCY TAX FUND Surplus (Deficit):</b>	<b>200.00</b>	<b>200.00</b>	<b>-4,867.96</b>	<b>-12,494.34</b>	<b>-12,694.34</b>	<b>-6,247.17%</b>

Financial

For Fiscal: 2025-2026 Period Ending: 12/31/2025

	Original Total Budget	Current Total Budget	Period Activity	Fiscal Activity	Variance Favorable (Unfavorable)	Percent Used
<b>Fund: 63 - BLDG SECURITY/TECHNOLOGY</b>						
<b>Revenue</b>						
<b>RevCategory: 00 - UNCATEGORIZED</b>						
<a href="#">63-00-47080</a> CONSOLIDATED BLDG/TECH	0.00	0.00	0.00	4.00	4.00	0.00 %
<b>RevCategory: 00 - UNCATEGORIZED Total:</b>	<b>0.00</b>	<b>0.00</b>	<b>0.00</b>	<b>4.00</b>	<b>4.00</b>	<b>0.00%</b>
<b>Revenue Total:</b>	<b>0.00</b>	<b>0.00</b>	<b>0.00</b>	<b>4.00</b>	<b>4.00</b>	<b>0.00%</b>
<b>Fund: 63 - BLDG SECURITY/TECHNOLOGY Total:</b>	<b>0.00</b>	<b>0.00</b>	<b>0.00</b>	<b>4.00</b>	<b>4.00</b>	<b>0.00%</b>

	Original Total Budget	Current Total Budget	Period Activity	Fiscal Activity	Variance Favorable (Unfavorable)	Percent Used
<b>Fund: 77 - SERIES 2022 BOND FUND</b>						
<b>Expense</b>						
<b>Department: 1999 - CAPITAL OUTLAY</b>						
<b>ExpCategory: 60 - CAPITAL OUTLAY</b>						
<a href="#">77-5-1999-62100</a> WATER TOWER	0.00	0.00	209,912.09	209,912.09	-209,912.09	0.00 %
<a href="#">77-5-1999-62200</a> SEWER INVENTORY	0.00	0.00	3,721.67	3,721.67	-3,721.67	0.00 %
<b>ExpCategory: 60 - CAPITAL OUTLAY Total:</b>	<b>0.00</b>	<b>0.00</b>	<b>213,633.76</b>	<b>213,633.76</b>	<b>-213,633.76</b>	<b>0.00%</b>
<b>Department: 1999 - CAPITAL OUTLAY Total:</b>	<b>0.00</b>	<b>0.00</b>	<b>213,633.76</b>	<b>213,633.76</b>	<b>-213,633.76</b>	<b>0.00%</b>
<b>Expense Total:</b>	<b>0.00</b>	<b>0.00</b>	<b>213,633.76</b>	<b>213,633.76</b>	<b>-213,633.76</b>	<b>0.00%</b>
<b>Fund: 77 - SERIES 2022 BOND FUND Total:</b>	<b>0.00</b>	<b>0.00</b>	<b>213,633.76</b>	<b>213,633.76</b>	<b>-213,633.76</b>	<b>0.00%</b>

Financial

For Fiscal: 2025-2026 Period Ending: 12/31/2025

	Original Total Budget	Current Total Budget	Period Activity	Fiscal Activity	Variance Favorable (Unfavorable)	Percent Used
<b>Fund: 78 - TEXAS WATER DEVELOPMENT B</b>						
<b>Revenue</b>						
<b>RevCategory: 00 - UNCATEGORIZED</b>						
<a href="#">78-00-47010</a> INTEREST	0.00	0.00	1,996.73	7,550.70	7,550.70	0.00 %
<b>RevCategory: 00 - UNCATEGORIZED Total:</b>	<b>0.00</b>	<b>0.00</b>	<b>1,996.73</b>	<b>7,550.70</b>	<b>7,550.70</b>	<b>0.00%</b>
<b>Revenue Total:</b>	<b>0.00</b>	<b>0.00</b>	<b>1,996.73</b>	<b>7,550.70</b>	<b>7,550.70</b>	<b>0.00%</b>
<b>Fund: 78 - TEXAS WATER DEVELOPMENT B Total:</b>	<b>0.00</b>	<b>0.00</b>	<b>1,996.73</b>	<b>7,550.70</b>	<b>7,550.70</b>	<b>0.00%</b>

Financial

For Fiscal: 2025-2026 Period Ending: 12/31/2025

	Original Total Budget	Current Total Budget	Period Activity	Fiscal Activity	Variance Favorable (Unfavorable)	Percent Used
<b>Fund: 80 - PAVING/PARK BOND PROJECTS</b>						
<b>Revenue</b>						
<b>RevCategory: 00 - UNCATEGORIZED</b>						
<a href="#">80-00-47010</a>	INTEREST	30,000.00	30,000.00	2,312.65	7,123.46	-22,876.54 23.74 %
<a href="#">80-00-49990</a>	TRANSFERS IN	25,000.00	25,000.00	186,108.69	186,108.69	161,108.69 744.43 %
	<b>RevCategory: 00 - UNCATEGORIZED Total:</b>	<b>55,000.00</b>	<b>55,000.00</b>	<b>188,421.34</b>	<b>193,232.15</b>	<b>138,232.15 351.33%</b>
	<b>Revenue Total:</b>	<b>55,000.00</b>	<b>55,000.00</b>	<b>188,421.34</b>	<b>193,232.15</b>	<b>138,232.15 351.33%</b>
<b>Expense</b>						
<b>Department: 0800 - STREETS</b>						
<b>ExpCategory: 60 - CAPITAL OUTLAY</b>						
<a href="#">80-5-0800-61000</a>	STREETS	373,756.00	373,756.00	0.00	0.00	373,756.00 0.00 %
	<b>ExpCategory: 60 - CAPITAL OUTLAY Total:</b>	<b>373,756.00</b>	<b>373,756.00</b>	<b>0.00</b>	<b>0.00</b>	<b>373,756.00 0.00%</b>
	<b>Department: 0800 - STREETS Total:</b>	<b>373,756.00</b>	<b>373,756.00</b>	<b>0.00</b>	<b>0.00</b>	<b>373,756.00 0.00%</b>
<b>Department: 1300 - WATER PLANT</b>						
<b>ExpCategory: 60 - CAPITAL OUTLAY</b>						
<a href="#">80-5-1300-62600</a>	PROFESSIONAL FEES	50,000.00	50,000.00	186,108.69	186,108.69	-136,108.69 372.22 %
	<b>ExpCategory: 60 - CAPITAL OUTLAY Total:</b>	<b>50,000.00</b>	<b>50,000.00</b>	<b>186,108.69</b>	<b>186,108.69</b>	<b>-136,108.69 372.22%</b>
	<b>Department: 1300 - WATER PLANT Total:</b>	<b>50,000.00</b>	<b>50,000.00</b>	<b>186,108.69</b>	<b>186,108.69</b>	<b>-136,108.69 372.22%</b>
	<b>Expense Total:</b>	<b>423,756.00</b>	<b>423,756.00</b>	<b>186,108.69</b>	<b>186,108.69</b>	<b>237,647.31 43.92%</b>
	<b>Fund: 80 - PAVING/PARK BOND PROJECTS Surplus (Deficit):</b>	<b>-368,756.00</b>	<b>-368,756.00</b>	<b>2,312.65</b>	<b>7,123.46</b>	<b>375,879.46 -1.93%</b>

Financial

For Fiscal: 2025-2026 Period Ending: 12/31/2025

	Original Total Budget	Current Total Budget	Period Activity	Fiscal Activity	Variance Favorable (Unfavorable)	Percent Used
<b>Fund: 90 - LLANO ECONOMIC DEV.</b>						
<b>Revenue</b>						
<b>RevCategory: 00 - UNCATEGORIZED</b>						
<a href="#">90-00-41090</a>	SALES TAX REVENUE	0.00	473,109.00	39,913.25	114,921.41	-358,187.59 24.29 %
<a href="#">90-00-47010</a>	INTEREST	0.00	0.00	1,355.89	3,992.00	3,992.00 0.00 %
	<b>RevCategory: 00 - UNCATEGORIZED Total:</b>	<b>0.00</b>	<b>473,109.00</b>	<b>41,269.14</b>	<b>118,913.41</b>	<b>-354,195.59 25.13%</b>
	<b>Revenue Total:</b>	<b>0.00</b>	<b>473,109.00</b>	<b>41,269.14</b>	<b>118,913.41</b>	<b>-354,195.59 25.13%</b>
<b>Expense</b>						
<b>Department: 0100 - ADMINISTRATION</b>						
<b>ExpCategory: 40 - SERVICES</b>						
<a href="#">90-5-0100-42600</a>	PROFESSIONAL FEES	0.00	3,500.00	0.00	0.00	3,500.00 0.00 %
<a href="#">90-5-0100-43000</a>	ADVERTISING	0.00	1,500.00	0.00	0.00	1,500.00 0.00 %
<a href="#">90-5-0100-43900</a>	AFFORDABLE HOUSING	0.00	40,000.00	0.00	0.00	40,000.00 0.00 %
<a href="#">90-5-0100-45100</a>	NOTE PAYMENTS-INTEREST	0.00	181,002.00	45,250.60	45,250.60	135,751.40 25.00 %
	<b>ExpCategory: 40 - SERVICES Total:</b>	<b>0.00</b>	<b>226,002.00</b>	<b>45,250.60</b>	<b>45,250.60</b>	<b>180,751.40 20.02%</b>
	<b>Department: 0100 - ADMINISTRATION Total:</b>	<b>0.00</b>	<b>226,002.00</b>	<b>45,250.60</b>	<b>45,250.60</b>	<b>180,751.40 20.02%</b>
	<b>Expense Total:</b>	<b>0.00</b>	<b>226,002.00</b>	<b>45,250.60</b>	<b>45,250.60</b>	<b>180,751.40 20.02%</b>
	<b>Fund: 90 - LLANO ECONOMIC DEV. Surplus (Deficit):</b>	<b>0.00</b>	<b>247,107.00</b>	<b>-3,981.46</b>	<b>73,662.81</b>	<b>-173,444.19 29.81%</b>

		Original Total Budget	Current Total Budget	Period Activity	Fiscal Activity	Variance Favorable (Unfavorable)	Percent Used
<b>Fund: 95 - MAIN STREET</b>							
<b>Revenue</b>							
<b>RevCategory: 00 - UNCATEGORIZED</b>							
<a href="#">95-00-45560</a>	AD SALES	0.00	0.00	0.00	594.44	594.44	0.00 %
<a href="#">95-00-47010</a>	INTEREST	2,000.00	2,000.00	98.83	308.21	-1,691.79	15.41 %
<a href="#">95-00-47040</a>	LANTEX CONCESSION	10,000.00	10,000.00	0.00	1,291.45	-8,708.55	12.91 %
<a href="#">95-00-47090</a>	LANTEX TICKET SALES	10,000.00	10,000.00	0.00	1,235.12	-8,764.88	12.35 %
<a href="#">95-00-47160</a>	SPONSORSHIPS	3,000.00	3,000.00	0.00	0.00	-3,000.00	0.00 %
<a href="#">95-00-47250</a>	ALCOHOLIC BEVERAGE SALES	600.00	600.00	0.00	44.35	-555.65	7.39 %
<b>RevCategory: 00 - UNCATEGORIZED Total:</b>		<b>25,600.00</b>	<b>25,600.00</b>	<b>98.83</b>	<b>3,473.57</b>	<b>-22,126.43</b>	<b>13.57%</b>
<b>Revenue Total:</b>		<b>25,600.00</b>	<b>25,600.00</b>	<b>98.83</b>	<b>3,473.57</b>	<b>-22,126.43</b>	<b>13.57%</b>
<b>Expense</b>							
<b>Department: 0100 - ADMINISTRATION</b>							
<b>ExpCategory: 20 - SUPPLIES</b>							
<a href="#">95-5-0100-20500</a>	OPERATIONAL SUPPLIES	200.00	200.00	0.00	0.00	200.00	0.00 %
<a href="#">95-5-0100-21300</a>	LANTEX CONCESSIONS	5,000.00	5,000.00	123.00	625.00	4,375.00	12.50 %
<a href="#">95-5-0100-21400</a>	LANTEX FILM EXPENSE	10,000.00	10,000.00	170.92	767.62	9,232.38	7.68 %
<b>ExpCategory: 20 - SUPPLIES Total:</b>		<b>15,200.00</b>	<b>15,200.00</b>	<b>293.92</b>	<b>1,392.62</b>	<b>13,807.38</b>	<b>9.16%</b>
<b>ExpCategory: 40 - SERVICES</b>							
<a href="#">95-5-0100-41200</a>	TRAVEL AND TRAINING	2,500.00	2,500.00	0.00	0.00	2,500.00	0.00 %
<a href="#">95-5-0100-46100</a>	CREDIT CARD FEES	200.00	200.00	0.00	41.17	158.83	20.59 %
<b>ExpCategory: 40 - SERVICES Total:</b>		<b>2,700.00</b>	<b>2,700.00</b>	<b>0.00</b>	<b>41.17</b>	<b>2,658.83</b>	<b>1.52%</b>
<b>ExpCategory: 50 - SUNDRY CHARGES</b>							
<a href="#">95-5-0100-50500</a>	FACADE IMPROVMENT AWARDS	4,500.00	4,500.00	0.00	0.00	4,500.00	0.00 %
<a href="#">95-5-0100-52500</a>	LANTEX PROFIT SHARING	2,600.00	2,600.00	0.00	455.00	2,145.00	17.50 %
<a href="#">95-5-0100-53000</a>	SPECIAL PROJECTS	2,750.00	2,750.00	0.00	0.00	2,750.00	0.00 %
<b>ExpCategory: 50 - SUNDRY CHARGES Total:</b>		<b>9,850.00</b>	<b>9,850.00</b>	<b>0.00</b>	<b>455.00</b>	<b>9,395.00</b>	<b>4.62%</b>
<b>Department: 0100 - ADMINISTRATION Total:</b>		<b>27,750.00</b>	<b>27,750.00</b>	<b>293.92</b>	<b>1,888.79</b>	<b>25,861.21</b>	<b>6.81%</b>
<b>Expense Total:</b>		<b>27,750.00</b>	<b>27,750.00</b>	<b>293.92</b>	<b>1,888.79</b>	<b>25,861.21</b>	<b>6.81%</b>
<b>Fund: 95 - MAIN STREET Surplus (Deficit):</b>		<b>-2,150.00</b>	<b>-2,150.00</b>	<b>-195.09</b>	<b>1,584.78</b>	<b>3,734.78</b>	<b>-73.71%</b>
<b>Report Surplus (Deficit):</b>		<b>5,254,816.00</b>	<b>4,926,457.00</b>	<b>247,792.58</b>	<b>2,354,637.27</b>	<b>-2,571,819.73</b>	<b>47.80%</b>

**Fund Summary**

Fund	Original Total Budget	Current Total Budget	Period Activity	Fiscal Activity	Variance Favorable (Unfavorable)
10 - GENERAL FUND	-12,876.00	-76,226.00	109,067.65	-69,701.79	6,524.21
15 - INTEREST & SINKING	-82,805.00	-82,805.00	268,394.32	319,315.88	402,120.88
20 - UTILITY FUND	22,372.00	-489,744.00	56,082.97	233,238.51	722,982.51
22 - COUNCIL RESTRICTED FUND	1,000.00	1,000.00	9,467.03	-16,332.81	-17,332.81
23 - DAM PROJECT	5,698,000.00	5,698,000.00	13,209.95	2,030,933.45	-3,667,066.55
25 - CHRISTMAS LIGHTING	-7,250.00	-7,250.00	-5,942.90	-14,799.09	-7,549.09
50 - CEMETERY	800.00	800.00	44.48	140.55	-659.45
51 - CEMETERY PERPETUAL CARE	1,600.00	1,600.00	141.93	437.20	-1,162.80
55 - AIRPORT	5,941.00	5,941.00	15,546.04	2,970.17	-2,970.83
61 - CHILD SAFETY FUND	-1,260.00	-1,260.00	150.00	4,637.55	5,897.55
62 - HOTEL OCCUPANCY TAX FUNI	200.00	200.00	-4,867.96	-12,494.34	-12,694.34
63 - BLDG SECURITY/TECHNOLOG	0.00	0.00	0.00	4.00	4.00
77 - SERIES 2022 BOND FUND	0.00	0.00	-213,633.76	-213,633.76	-213,633.76
78 - TEXAS WATER DEVELOPMENT	0.00	0.00	1,996.73	7,550.70	7,550.70
80 - PAVING/PARK BOND PROJECT	-368,756.00	-368,756.00	2,312.65	7,123.46	375,879.46
90 - LLANO ECONOMIC DEV.	0.00	247,107.00	-3,981.46	73,662.81	-173,444.19
95 - MAIN STREET	-2,150.00	-2,150.00	-195.09	1,584.78	3,734.78
<b>Report Surplus (Deficit):</b>	<b>5,254,816.00</b>	<b>4,926,457.00</b>	<b>247,792.58</b>	<b>2,354,637.27</b>	<b>-2,571,819.73</b>

City of Llano

M E M O

To: Mayor and City Council  
From: Finley deGraffenried  
Re: Manager's Report  
Date: 29 January 2026

- Plummer Based on Council discussion on January 20<sup>th</sup>, staff reached out to Plummer Consulting regarding their quote to include additional data in their deliverables. Their quote included revisions to the draft Water Conservation Plan ("WCP") and totaled \$18,000.00. When the proposal was received, staff understood inclusion of the additional data would require more work than additional assumed. The Scope indicates a process that includes many of the initial steps required for the update, but for a five-year plan. Staff will communicate any further information received from the contractor at the meeting.
- Water Use Cara Hewitt, Finance Director, has confirmed that future water use by City entities will have costs allocated based on use. The allocation should be budget neutral with expenses matching water revenue. Staff will also notify users of costs associated with use of water to create greater accountability and transparency.
- HPB The Llano Historic Preservation Board ("HPB") met on January 29<sup>th</sup> to consider 2 cases within the Historic District. The Board affirmed both cases met the HPB Design Standards including the addition of a second story on an East Main Street business and the inclusion of an advertisement/marketing kiosk within a door frame on a West Main Street business. The Board also workshopped additional inclusions and amendment to the Historic Preservation Ordinance.
- Sandstone Staff have been working on traffic control and barriers for West Sandstone and Flag Creek funded in part by a grant from LCRA. Unfortunately, the barriers could not accommodate the width of pavement and could not completely isolate the low water crossing from traffic. Staff continues to investigate options including built to spec swing gates, and other manufactured gates.
- Bessemer The City has been approached by a business prospect regarding the conveyance of ROW on the west side of Bessemer/Hwy 16. TxDOT has field verified their ROW from centerline, and the subdivision also included dedication from the original developer on Bessemer. Staff will review City procedure and statutory requirements with the City Attorney and place the item on a future agenda, timed at conveyance of the property.
- Work Plan Staff seeks any additional comment or correction to action steps of the Draft Council Work Plan. The item will be placed on the February 16<sup>th</sup> Agenda for further discussion, with an option for adoption. Staff will distribute the draft Plan prior to the meeting.

City of Llano  
Council Work Plan

<u>Task Listing</u>	<u>Responsible Parties</u>	<u>Target Date</u>
<b><i>Planning</i></b>		
<u>Initiate inclusive annual CIP process</u>		
Incorporate Staff, Council and Comm. Reps.	Council, Manager	Feb-26
Timing to coincide with budget	Manager	Feb-26
Develop funding and priority statements	CIP Board	Mar-26
Plan presentation and approval	Committee, Council	May-26
<u>Prepare Re-Use Strategy for City Yard</u>		
Organize Dept Heads for clean-up	Manager, Dept Heads	Mar-26
Assess structures	Manager, Third-Party	Jun-26
Prepare budget for mitigation	Manager	Jun-26
<u>Conduct Council Planning Session</u>		
Discuss/consider vision and mission statement	Council	Mar-26
<i>What's Important to us and our town?</i>	Council, Manager	
Discuss need to update logo	Council, Manager	Apr-26
Discuss communication and signage plan	Council, Manager	May-26
Identify ways to promote and memorialize vision/mission	Council, Manager	Jun-26
<u>Prepare Personnel Recruitment/Retention Plan</u>		
Identify Council and Staff Committee	Council	Jul-26
Prepare Goals for staff retention	Committee	Aug-26
Prepare goals for staff recruitment	Committee	Aug-26
Identify needs for succession	Committee	Sep-26
Approve Plan	Council	Sep-26
<u>Prepare draft scope for Water Plan</u>		
Identify needed steps	Council, Manager	Feb-26
Prepare timeline of tasks	Council, Manager	Mar-26
Research and assess funding options	Manager	Mar-26
Research and assess additional studies needed	Manager, Third-Party	Mar-26
Review draft scope of dam assesment, advertise	Council, Manager	May-26

	Dam assessment	Council, Manager	Aug-26
	Specify, advertise and procure necessary rehabilitation	Manager, Council, Third-Party	Oct-26
	Identify means to increase capacity	Council, Manager, Third-Party	Oct-26
<u>Initiate and Complete Airport ALP</u>			
	Score RFP	Committee	Feb-26
	Identify Stakeholder Group	Council	Mar-26
	Conduct Kick-off Meeting	Committee	Mar-26
	Prepare and Present Plan	Comm., Council, Third-Party	Sep-26
<u>Prepare Assessment of Robinson Park Pool</u>			
	Prepare Scope and RFQ for assessment	Council, Manager	Jan-26
	Identify vendor/contractor	Council, Manager	Feb-26
	Identify stakeholders	Council	Mar-26
	Review submission and options	Council, stakeholders	Mar-26
<b><i>Public Communication and Public Engagement</i></b>			
<u>Website</u>			
	Identify staff or staff team with responsibility	Manager	Feb-26
	Schedule frequency for all staff review of copy	Manager, Dept Heads	Feb-26
	Develop photo bank for web publication	Staff	Mar-26
<u>Public Perception</u>			
	Prepare post Council Community Notes	Manager, City Secretary	Mar-26
	Distribute all public information to front line staff	Department Heads	on-going
	Develop options for more, direct, communication with citizens	Council, Manager, Staff	Mar-26
	Develop communication protocols for staff & Council	Council, Manager	Apr-26
<u>Public Engagement</u>			
	Conduct Quarterly Town Hall meetings	Council, Manager	May-26
	Conduct pre-construction meetings for impacted residents	Manager, Staff	on-going
	Investigate process and cost for streaming services	Staff	Apr-26
<u>Public Notification</u>			
	Identify PIO for public safety and city operations	Manager, EO Personnel	Mar-26
	Prepare template for media notification	Manager	Mar-26
	Develop address list for public notifications	Staff	Mar-26
	Assess, on a case by case basis, need for release of information	Staff	on-going

	Identify staff for website, Notify Me, or Mass Notification platforms	Manager, Dept Heads	Mar-26
	Identify types of situations/incidents/templates for Notify Me, or Mass Notification communication	Staff	Apr-26
<b><i>Capacity Building</i></b>			
<b><u>Strengthening Committees</u></b>			
	Develop Committee Charts of Work	Manager, Staff	May-26
	Conduct annual training for all Committees	Manager, Legal Counsel	Sep-26
	Assignment of admin and technical staff to Comm.	Manager, City Secretary	Apr-26
	Prepare staff reports for Committee cases	Staff assigned	on-going
<b><u>Increasing Stakeholder Base</u></b>			
	Establish Airport Advisory Committee	Council	Apr-26
	Establish Capital Improvement Committee	Council	Feb-26
	Establish Construction Board of Adj. & Appeals	Council	Apr-26
<b><u>Council Initiatives</u></b>			
	Assist in development of Lantex stakeholder group	Council, Staff	Jun-26
	Assist in development of Cemetery stakeholder group	Council, Staff	Jun-26
	Attend and engage Park Project, Red Top Jail, and other community group meetings	Council, Staff	on-going
	Schedule frequency for workshop/round table meetings with Chamber, LEDC, Planning Commission, and County Commissioners	Council	Sep-26
<b><u>Emergency Management</u></b>			
	Identify Task Force to assess needs	Council, Manager	May-26
	Conduct stakeholder meeting to review draft planning documents	Task Force, stakeholders	May-26
	Develop schedule for review of planning documents	Task Force	May-26
	Schedule annual round-table meetings with Public Safety staff	Council, Staff	Sep-26
<b><i>Customer Service and Efficiency</i></b>			
<b><u>Public Requests/Communication</u></b>			
	Maintain listing of all public requests with disposition	Staff	Apr-26
	Respond and document all public requests for service	Staff	on-going
<b><u>Permitting and Building</u></b>			
	Develop consultation team for site or building inquiries-one stop	Manager	Feb-26

	Provide letters of determination within 1 week of consultation	Manager, Staff	on-going
	Conduct internal review of flow and processes for permit issuance	Manager, Staff	Feb-26
<u>Utility Desk</u>	Develop capacity to conduct plan review in-house for non-structural and non commercial	Manager, Staff	Feb-26
	Include Utility personnel on all public communication	Staff	on-going
	Provide talking points on all City issues and positions	Staff	on-going
	Increase capacity to support and communicate with front line water/electric workers	Staff	on-going
<b>Finance</b>			
	Review Fund Balance Policy	Council, Finance Director	Sep-26
	Review Procurement Policy	Council, Finance Director	Sep-26
	Present proposed budget calendar and process for FY 2027	Manager, Finance Director	Mar-26
	Discuss process for eliminating commercial/property debt	Manager, Finance Director	Mar-26
	Review CIP report and items of importance	Council, CIP Committee	Jun-26
<b>Personnel</b>			
	Develop training and improvement plan for all personnel	Manager, HR Staff, Dept Heads	Sep-26
	Develop incentive/certification schedule for all personnel	Manager, HR Staff, Dept Heads	Jul-26
	Review personnel requirements by position for quantitative comparison to other City positions	Manager, HR Staff, Dept Heads	Oct-26
	Develop Employee Retention and Recruitment Plan including succession planning	Manager, Committee	Sep-26
	Review revise organizational chart to include responsibilities for website, permitting, sub-standard building abatement, communications, and security	Council, Manager	Feb-26
<b>Image and Community Pride</b>			
<u>Code Enforcement</u>			
	Develop boiler plate correspondence for potential violations	Manager, Staff	Mar-26
	Develop communication flow chart for appropriate escalation	Manager, Chief, Staff	Mar-26
	Identify contractors for mitigation	Chief, Staff	Mar-26
<u>Sub-standard and dangerous Structures</u>			

Conduct inventory and assessment of all properties	Manager, Staff	Apr-26
Review and recommend amendments to City Ordinance for abatement	Manager, Legal Counsel	Feb-26
Develop boiler plate correspondence for potential violations	Manager	Feb-26
Review legal authority, and engage Construction Board if appropriate for demolition	Manager	Mar-26
Review costs and budget for abatement/demolition of non-compliant structures	Manager, Finance Director	May-26
<u>City Property</u>		
Prepare and Review listing of City Property	Council, Manager	Feb-26
Discuss best use, and public or private use	Council	May-26
determine needs for clean-up, signage and landscaping	Manager, Staff	Mar-26
Review costs and budget for clean-up and removal of junk	Manager, Staff, Council	Apr-26
Schedule stand-down, departmental clean-up or community service days	Manager, Dept Heads	Mar-26
<b>Governance</b>		
<u>Cemetery</u>		
Review Cemetery Ordinance. Modify to current conditions	Council	Mar-26
Develop contact list for Cemetery stakeholders and family members	Staff	Mar-26
Prepare public communication schedule for clean-ups, and community events	Council, Manager, Staff	Mar-26
<u>Historic Preservation</u>		
Conduct Board Workshop for purpose, authority and incentives	Manager, Board	Jan-26
Review and recommend amendments to Historic Preservation Ordinance	Manager, Board	Feb-26
Review and recommend amendments to Design Standards and Priority Rating	Manager, Board	Mar-26
<u>Council</u>		
Discuss and review need for Governance Policy to include agenda setting, communication and decorem	Council	Jul-26